
**TRAFFIC (PELICAN PEDESTRIAN CROSSINGS)
REGULATIONS, 1986**

**Subsidiary
1986/087**

Regulations made or deemed to have been made under s.89.

**TRAFFIC (PELICAN PEDESTRIAN CROSSINGS)
REGULATIONS, 1986**

(LN. 1986/087)

4.9.1986

Amending enactments	Relevant current provisions	Commencement date
None		

ARRANGEMENT OF REGULATIONS.

Regulation

1. Title.
2. Interpretation.
3. Provisions of Schedule 1
4. Significance of traffic signs.
5. Significance of the vehicular traffic light signals.
6. Significance of the traffic signs for pedestrians.
7. Requirements with respect to the stopping of vehicles on the approach to a 'pelican' crossing.
8. Prohibition against the proceeding of vehicles across a pelican crossing.
9. Precedence of pedestrians on a pelican crossing.
10. Prohibitions against the waiting of vehicles and pedestrians on a pelican crossing.
11. Penalties.

2005-26

Traffic

**Subsidiary
1986/087**

**TRAFFIC (PELICAN PEDESTRIAN CROSSINGS)
REGULATIONS, 1986**

**TRAFFIC (PELICAN PEDESTRIAN CROSSINGS)
REGULATIONS, 1986****Subsidiary
1986/087****Title.**

1. These Regulations may be cited as the Traffic (Pelican Pedestrian Crossings) Regulations, 1986.

Interpretation.

2. (1) In these Regulations, unless the context otherwise requires—

“Pelican Crossing” means a crossing at which there are traffic signs of the colour and type specified in Regulation 3 and Schedule 1 to the Regulations;

“Stop line” in relation to the driver of a motor vehicle approaching a 'Pelican' crossing means the white line indicating the approach to the crossing which is parallel to the limits of the crossing and on the same side of the crossing as the driver;

“stud” means any mark or device on the carriageway, whether or not projecting above the surface thereof;

“vehicular traffic light signal”, “pedestrian light signal” and “indicator for pedestrians” mean respectively the traffic signals of those descriptions prescribed by Regulation 3 and Schedule I to the Regulations.

(2) In these regulations any reference to a light shown by a signal is a reference to a light of constant intensity unless the contrary intention appears.

Provisions of Schedule 1.

3. The provisions of Schedule 1 shall have effect as respects the traffic signs which are to be placed at or near a crossing for the purpose of constituting it a 'pelican' crossing.

Significance of traffic signs.

4. Regulations 5 and 6 shall have effect for the purpose of prescribing the warnings, information, requirements and prohibitions which are to be conveyed to traffic by the traffic signs prescribed in these regulations.

Significance of the vehicular traffic light signals.

5.(1) The vehicular traffic light signal at a 'pelican' crossing shall convey the following information requirements and prohibitions:—

Subsidiary
1986/087

**TRAFFIC (PELICAN PEDESTRIAN CROSSINGS)
REGULATIONS, 1986**

- (a) the green light shall convey the information that vehicular traffic may proceed across the crossing;
- (b) the amber light shall convey the prohibition that vehicular traffic shall not proceed beyond the stop line, or, if the stop line is not for the time being visible, beyond the vehicular traffic light signal facing such traffic on the side of the carriageway on which vehicles approach the crossing, except in the case of any vehicle which when the amber light is first shown is so close to the said line or signal that it cannot safely be stopped before passing the line or signal;
- (c) the red light shall convey the prohibition that vehicular traffic shall not proceed beyond the stop line, or, if the stop line is not for the time being visible, beyond the vehicular traffic light signal facing such traffic on the side of the carriageway on which vehicles approach the crossing; and
- (d) the flashing amber light shall convey the information that vehicular traffic may proceed across the crossing but that every foot passenger, if the foot passenger is on the carriageway within the limits of that crossing before any part of a vehicle has entered those limits, has the right of precedence within those limits over that vehicle, and the requirement that the driver of a vehicle shall accord such precedence to any such foot passenger.

(2) Vehicular traffic passing the vehicular traffic light signal in accordance with the foregoing provisions shall proceed with due regard to the safety of other users of the road and subject to their direction of any police constable or traffic warden in uniform who may be engaged in the regulation of traffic.

Significance of the traffic signs for pedestrians.

6. (1) The traffic signs for pedestrians at a 'pelican' crossing shall convey to foot passengers the warnings and information mentioned in the following paragraphs.

(2) The light signals for pedestrians at a 'pelican' crossing shall convey to foot passengers the following warnings and information:—

- (a) the red light shown by the pedestrian light signal shall convey to a foot passenger the warning that he should not in the interests of safety use the crossing;

**TRAFFIC (PELICAN PEDESTRIAN CROSSINGS)
REGULATIONS, 1986****Subsidiary
1986/087**

- (b) the green light shown by the pedestrian light signal shall convey to a foot passenger the information that he may use the crossing and drivers of vehicles may not cause their vehicles to enter the limits of the crossing; and
- (c) the flashing green light shown by the pedestrian light signal shall convey—
 - (i) to a foot passenger who is already on the crossing when the flashing green light is first shown the information that he may continue to use the crossing, that vehicular traffic may proceed across the crossing, and that if he is on the carriageway within the limits of the crossing before any part of the vehicle has entered those limits he has the right of precedence within those limits over that vehicle; and
 - (ii) to a foot passenger who is not already on the crossing when the flashing green light is first shown the warning that he should not in the interests of safety start to cross the carriageway.

(3) When the word “WAIT” shown by the indicator for pedestrians is illuminated it shall convey to a foot passenger the same warning as that conveyed by the red light shown by the pedestrian light signal.

(4) Any audible signal emitted by any device for emitting audible signals provided in conjunction with the indicator for pedestrians shall convey to a foot passenger the information that he may use the crossing and drivers of vehicles may not cause their vehicle to enter the limits of the crossing.

Requirements with respect to the stopping of vehicles on the approach to a ‘pelican’ crossing.

7. (1) Subject to the provisions of paragraph (2) the driver of a vehicle shall not cause the vehicle or any part thereof to stop on the carriageway between:—

- (a) a ‘pelican’ crossing, the approach to which is indicated by a pattern of studs; and
- (b) the line of studs in that pattern situated furthest from the crossing on the side of the road on which the pattern of studs is placed.

(2) Nothing in paragraph (1) shall apply—

**TRAFFIC (PELICAN PEDESTRIAN CROSSINGS)
REGULATIONS, 1986**

- (a) so as to prevent a vehicle stopping on any length of road or any side thereof to enable the vehicle, if it cannot be used for such purpose without stopping on that length of road or side thereof to be used for fire brigade, ambulance or police purposes; or
- (b) to a vehicle stopping for the purpose of complying with a requirement or prohibition indicated by the vehicular traffic light signals at the crossing, or where the driver of the vehicle is obliged to stop in order to avoid an accident, or is prevented from proceeding by circumstances beyond his control.

Prohibition against the proceeding of vehicles across a pelican crossing.

8. When the vehicular traffic light signal is showing a red light, the driver of a vehicle shall not cause the vehicle or any part thereof to proceed beyond the stop line, or, if that line is not for the time being visible or there is not stop line, beyond the vehicular traffic light signal facing the driver on the side of the carriageway on which vehicles approach the crossing.

Precedence of pedestrians on a pelican crossing.

9. When the vehicular traffic light signal at a 'pelican' crossing is showing a flashing amber light every foot passenger, if the foot passenger is on the carriageway within the limits of that crossing before any part of a vehicle has entered those limits, shall have precedence within those limits over that vehicle, and the driver of a vehicle shall accord such precedence to such foot passenger.

Prohibitions against the waiting of vehicles and pedestrians on a pelican crossing.

10. (1) The driver of a vehicle shall not cause the vehicle or any part thereof to stop within the limits of a 'pelican' crossing unless either he is prevented from proceeding by circumstances beyond his control or it is necessary for him to stop in order to avoid an accident.

(2) No foot passenger shall remain on the carriageway within the limits of a 'pelican' crossing longer than is necessary for the purpose of passing over the crossing with reasonable dispatch.

Penalties.

11. Any person who contravenes the provisions of these regulations shall be guilty of an offence and liable on summary conviction to a fine of £50.00.

TRAFFIC (PELICAN PEDESTRIAN CROSSINGS)
REGULATIONS, 1986

Subsidiary
1986/087

SCHEDULE 1.

Regulation 3.

TYPE OF TRAFFIC SIGNS AT
A 'PELICAN' CROSSING.

PART I.

Traffic signs.

1. The traffic signs which are to be placed at or near a crossing for the purposes of constituting it a 'Pelican' crossing shall consist of a combination of:—

- (a) vehicular traffic light signals;
- (b) pedestrian light signals; and
- (c) indicators for pedestrians.

Vehicular traffic light signals.

2. The vehicular traffic light signals shall be as follows:—

- (a) three lights shall be used, one red, one amber and one green;
- (b) the lamps showing the aforesaid lights shall be arranged vertically, the lamp showing the red light being the uppermost and that showing the green light the lowermost.

Pedestrian light signals.

3. The pedestrian light signals shall be of the colour and type shown either in diagram 1 or 2 in Part II of this Schedule.

Indicator for pedestrians.

4. The indicator for pedestrians shall be of the colour and type shown either in Diagram 1 or 2 set out in Part III of this Schedule.

Sequence of signs.

**TRAFFIC (PELICAN PEDESTRIAN CROSSINGS)
REGULATIONS, 1986****Subsidiary
1986/087**

5. (1) The vehicular traffic and pedestrian light signals and the indicators for pedestrians when they are placed at or near any crossing shall be so designed and constructed that—

- (a) before the signals and indicators are operated by the pressing of a push button or as described in paragraph 6 of his schedule the vehicular traffic light signal shows a green light, the pedestrian light signal shows a red light, the word “WAIT” in the indicator for pedestrians is not illuminated and any device for emitting audible signals is silent;
- (b) when the push button is pressed—
 - (i) after the expiration of the vehicle period but before the vehicular traffic light signals are showing an amber light, the signals and indicators, unless they are working as described in paragraph 6(b) of this Schedule, are caused to show lights in the sequences specified in descending order in column 1 in the case of vehicular traffic light signals, in column 2 in the case of pedestrian light signals and in column 3 in the case of the indicators for pedestrians of the table in Part IV of this Schedule:
 - (ii) when the vehicular traffic light signals are showing an amber light or a red light, there is no effect;
 - (iii) when the pedestrian light signals are showing a flashing green light, the word “WAIT” in each of the indicators for pedestrians is illuminated immediately and the signals and indicators are caused to show lights in the sequence specified in sub-paragraph (1) of this paragraph at the end of the next vehicle period;
 - (iv) after the pedestrian light signals have ceased to show a flashing green light and before the end of the next vehicle period, the word “WAIT” in each of the indicators for pedestrians is illuminated and the signals and indicators are caused to show lights in the sequence specified in subparagraph (1) of this paragraph at the end of the vehicle period;
- (c) the periods, during which light signals are shown by the signals and the indicators commence and terminate in relation to each other as shown in the columns of the table in Part IV of this Schedule as if each horizontal line therein represented on one moment in time, subsequent moments occurring in descending order, but the distances between the horizontal lines do not

**TRAFFIC (PELICAN PEDESTRIAN CROSSINGS)
REGULATIONS, 1986****Subsidiary
1986/087**

represent the lengths of the periods during which the lights shown by the signals and the indicator are or are not, lit.

- (2)(a) when a push button is pressed—
- (i) after the expiration of the vehicle period but before the vehicle traffic light signals are showing an amber light, a regular pulsed sound is emitted throughout the period when the pedestrian light signals are showing a green light and the vehicular traffic light signals are at the same time showing a red light;
 - (ii) when the vehicular traffic light signals are showing an amber or red light, there is no effect;
 - (iii) when the pedestrian light signals are showing a flashing green light or at the end of this period and before the end of the next vehicle period, a regular pulsed sound is emitted throughout the period when the pedestrian light signals next show a green light and the vehicular traffic light signals next show at the same time a red light;
- (b) the period. during which the audible signal is given, commences and terminates in relation to the periods during which the light signals specified in sub-paragraph (i) of this paragraph are given as shown in the columns in the table in Part IV of this Schedule as if each horizontal line had the significance specified in that paragraph -

(3) In this paragraph “vehicle period” means such period as may be fixed from time to time in relation to a 'Pelican' crossing, which commences when the vehicular traffic light signals cease to show a flashing amber light and during which the vehicular traffic light signals show a green light.

Operation by remote control.

6. The vehicular traffic light signals, pedestrian signals, indicators for pedestrians and any device for emitting audible signals, when they are placed at or near any crossing may also be so designed and constructed that they can by remote control be made to operate:—

- (a) as if a push button had been pressed;
- (b) so that the pressing of a push button has no effect, other than causing the word “WAIT” in each of the indicators for pedestrians to be illuminated. until normal operation is resumed.

2005-26


Traffic

**Subsidiary
1986/087**

**TRAFFIC (PELICAN PEDESTRIAN CROSSINGS)
REGULATIONS, 1986**

TRAFFIC (PELICAN PEDESTRIAN CROSSINGS)
REGULATIONS, 1986
SCHEDULE I PART II
DIAGRAM 1

Subsidiary
1986/087




Red Figure upon a
Black Background



Green Figure upon a
Black Background

TRAFFIC (PELICAN PEDESTRIAN CROSSINGS)
REGULATIONS, 1986
SCHEDULE 1.
PART II. DIAGRAM 2



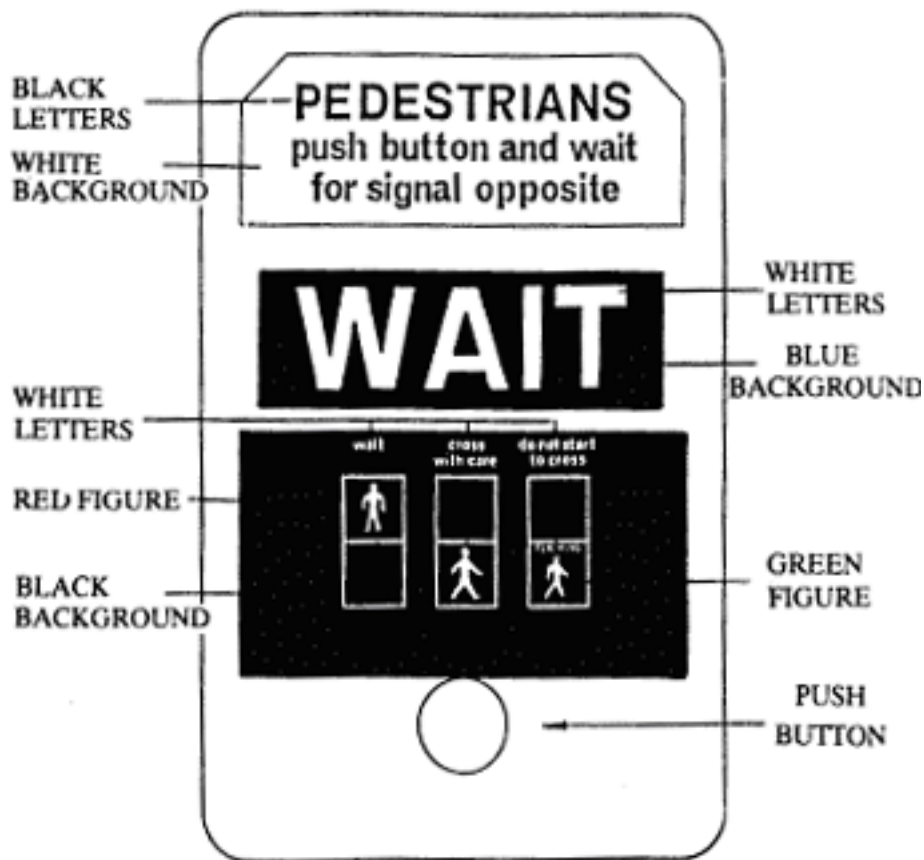
Red Figure
upon a Black
Background



Green Figure
upon a Black
Background

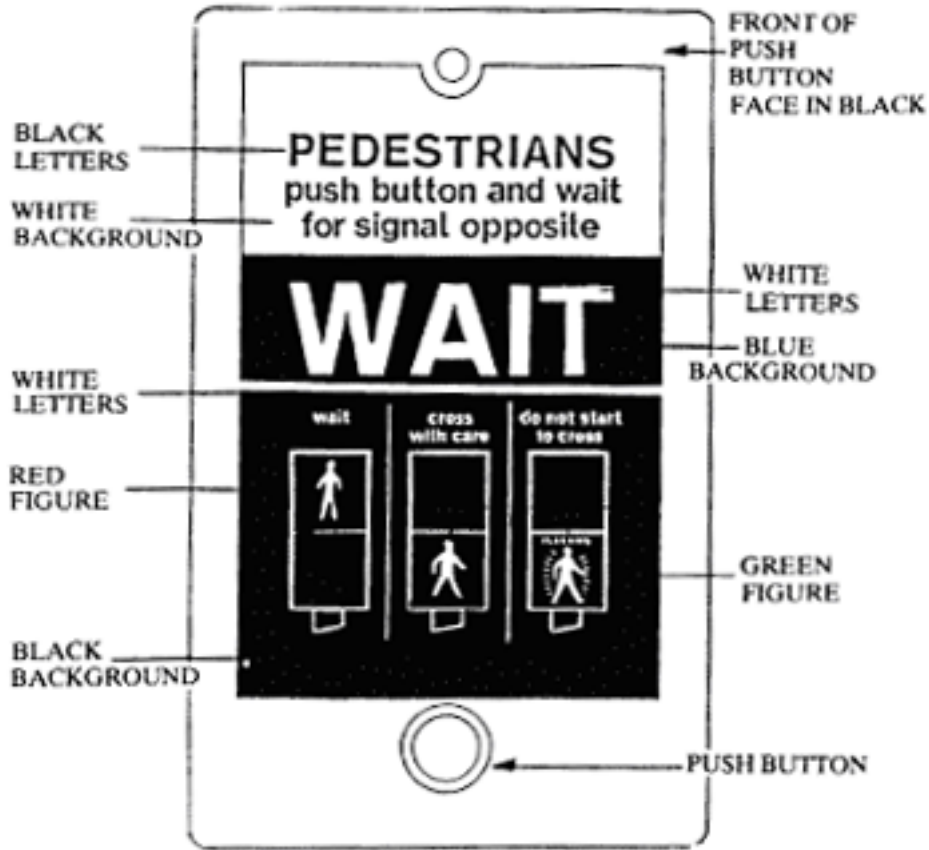
TRAFFIC (PELICAN PEDESTRIAN CROSSINGS)
 REGULATIONS, 1986
 SCHEDULE I PART III
 DIAGRAM 1

Subsidiary
 1986/087



THE EXTERNAL SURFACES OF THE CASE CARRYING THE ABOVE PUSH BUTTON FACE SHALL BE IN YELLOW.

TRAFFIC (PELICAN PEDESTRIAN CROSSINGS)
REGULATIONS, 1986
SCHEDULE 1
PART III DIAGRAM 2



THE EXTERNAL SURFACES OF THE CASE CARRYING THE ABOVE PUSH BUTTON FACE ASSEMBLY SHALL BE IN YELLOW.

**TRAFFIC (PELICAN PEDESTRIAN CROSSINGS)
REGULATIONS, 1986
SCHEDULE 1
PART IV.**

**Subsidiary
1986/087**

Sequence of vehicular traffic light signals 1.	Sequence of pedestrian signals		
	Pedestrian light signals 2.	Indicator for pedestrians 3.	Audible signal 4.
Green light	Red light	The word "WAIT" is illuminated	None
Amber light			
Red Light	Green Light	The word "WAIT" is not illuminated	Regular pulsed sound
Flashing amber light	Flashing green light	The word "WAIT" is illuminated	None
Green light	Red light		