
**HEALTH AND SAFETY (SAFETY SIGNS AND SIGNALS)
REGULATIONS, 1996**
**Subsidiary
1996/059**

Regulations made under ss.58 and 81.

**HEALTH AND SAFETY (SAFETY SIGNS AND SIGNALS)
REGULATIONS, 1996**
(LN. 1996/059)
1.6.1996

Amending enactments	Relevant current provisions	Commencement date
LN. 2015/143	rr. 2(1), 3(a), Sch.	4.9.2015

EU Legislation/International Agreements involved:

Directive 67/548/EEC	Directive 92/85/EEC
Directive 88/379/EEC	Directive 94/33/EC
Directive 89/654/EEC	Directive 98/24/EC
Directive 92/58/EEC	Directive 2004/37/EC

ARRANGEMENT OF REGULATIONS.
Regulation

1. Title and commencement.
2. Interpretation.
3. Application of these Regulations.
4. Provision and maintenance of safety signs.
5. Information, instruction and training.
6. Safety signs already in use.

SCHEDULE.

Minimum requirements concerning safety signs and signals at work.

1956-12

Factories

**Subsidiary
1996/059**

**HEALTH AND SAFETY (SAFETY SIGNS AND SIGNALS)
REGULATIONS, 1996**

**HEALTH AND SAFETY (SAFETY SIGNS AND SIGNALS)
REGULATIONS, 1996****Subsidiary
1996/059**

In exercise of the powers conferred on him by sections 58 and 81 of the Factories Act, and of all other enabling powers, and for the purpose of transposing into the national law of Gibraltar Council Directive 92/58/EEC, the Governor has made the following regulations —

Title and commencement.

1.(1) These Regulations may be cited as the Health and Safety (Safety Signs and Signals) Regulations, 1996 and, subject to subregulation (1) and regulation 6, shall come into effect on the 1st day of June, 1996.

(2) Where on the effective date of these Regulations a person is an employer to whom these Regulations or any provision of them applies it shall be deemed sufficient compliance with these Regulations by that person if he shall have complied with them by the 1st day of December, 1996.

Interpretation.

2.(1) In these Regulations, unless the context shall otherwise require—

“acoustic signal” means a coded sound signal which is released and transmitted by a device designed for that purpose, without the use of a human or artificial voice;

“emergency escape or first-aid sign” means a sign giving information on an emergency exit or first-aid or rescue facilities;

“hand signal” means a movement or position of the arms or hands or a combination thereof, in coded form, for guiding persons who are carrying out manoeuvres which create a risk to the health or safety of persons at work;

“illuminated sign” means a sign produced by a device made of transparent or translucent materials which are illuminated from the inside or rear in such a way as to give the appearance of a luminous surface;

“information sign” means a sign providing information other than an emergency escape or first-aid sign, a mandatory sign, a prohibition sign or a warning sign;

“mandatory sign” means a sign prescribing behaviour;

“prohibition sign” means a sign prohibiting behaviour likely to cause a risk to health or safety;

**HEALTH AND SAFETY (SAFETY SIGNS AND SIGNALS)
REGULATIONS, 1996**

“Regulation (EC) No. 1272/2008” means Regulation (EC) No. 1272/2008 of the European Parliament and the Council of 16 December 2008 on classification, labelling and packaging of substances and mixtures, amending and repealing Directives 67/548/EEC and 1999/45/EC, and amending Regulation (EC) No. 1907/2006;

“safety colour” means a colour to which a meaning is assigned;

“safety sign” means a sign referring to an object, activity or situation and providing information or instructions about health or safety at work by means of a signboard, a safety colour, an illuminated sign, an acoustic signal, a verbal communication or a hand signal;

“signboard” means a sign which provides information or instructions by a combination of geometric shape, colour and a symbol or pictogram and which is rendered visible by lighting of sufficient intensity;

“symbol or pictogram” means a figure which describes a situation or prescribes behaviour and which is used on a signboard or illuminated sign;

“verbal communication” means a sign giving a warning of a risk to health or safety.

- (2) Any reference in these Regulations to—
- (a) a sign providing information includes an emergency escape or first-aid sign and an information sign;
 - (b) a sign providing instructions includes a mandatory sign, a prohibition sign, and a warning sign; and
 - (c) “fire safety sign” means a sign (including an illuminated sign or an acoustic sign) which provides information on—
 - (i) emergency exits and escape routes in case of fire, or
 - (ii) the identification or location of fire fighting equipment, and includes signs giving warning in the case of fire.

Application of these Regulations.

3. These Regulations shall not apply—

**HEALTH AND SAFETY (SAFETY SIGNS AND SIGNALS)
REGULATIONS, 1996****Subsidiary
1996/059**

- (a) to signs for the placing on the market of hazardous substances, mixtures, products or equipment except to the extent that any law makes reference to these Regulations;
- (b) to dangerous goods during the course of their transport by road, rail, inland waterway, sea or air;
- (c) subject to regulation 4(5), to signs for regulating road, rail, inland waterway, sea or air traffic.

Provision and maintenance of safety signs.

4.(1) Subregulation (4) shall apply if the risk assessment made under regulation 7(1) of the Management of Health and Safety at Work Regulations, 1996 indicates that the employer concerned, having adopted all appropriate techniques for collective protection, and measures, methods or procedures used in the organisation of work, cannot avoid or adequately reduce risks except by the provision of appropriate safety signs to warn or instruct or both of the nature of those risks and the measures to be taken to protect against them.

(2) For the purposes of subregulation (1), risks shall be treated as having been adequately reduced if, having adopted the appropriate techniques, measures, methods or procedures referred to in that subregulation, there is no longer a significant risk of harm having regard to the magnitude and nature of the risks arising from the work concerned.

(3) Without prejudice to subregulation (1), subregulation (4) shall apply in relation to fire safety signs provided where required to comply with the provisions of any law.

(4) Where this subregulation applies, the employer shall—

- (a) provide and maintain any appropriate safety signs (other than a verbal communication or hand signal) described in Parts I to VII of Schedule 1, or ensure that such signs are in place, and
- (b) ensure, so far as is reasonably practicable, that any appropriate verbal communication or hand signal described in Parts I, VIII and IX of Schedule 1 is used; and
- (c) provide and maintain any safety sign provided in pursuance of subregulation (5) or ensure that such sign is in place.

(5) Where it is appropriate to provide safety signs in accordance with subregulation (1), because at a place of work there is a risk to the health or safety of any employee in connection with the presence or movement of

**HEALTH AND SAFETY (SAFETY SIGNS AND SIGNALS)
REGULATIONS, 1996**

traffic, (including pedestrians in relation to such traffic) and there is an appropriate sign in accordance with the Traffic Act, that sign shall be used whether or not that Act applies to that place of work.

Information, instruction and training.

5.(1) Every employer shall ensure that comprehensible and relevant information on the measures to be taken in connection with safety signs is provided to each of his employees.

(2) Every employer shall ensure that his employees receive suitable and sufficient instruction and training in the meaning of safety signs and the action to be taken.

Safety signs already in use.

6.(1) Subject to subregulation (2), until the 1st day of December 1996, these Regulations shall not require any change in any safety signs in lawful use immediately before the coming into force of these Regulations.

(2) In relation to fire safety signs, the period referred to in subregulation (1) shall be extended until 24th December 1998.

**HEALTH AND SAFETY (SAFETY SIGNS AND SIGNALS)
REGULATIONS, 1996
SCHEDULE**

**Subsidiary
1996/059**

Regulation 4(4)

PART I

**MINIMUM REQUIREMENTS CONCERNING SAFETY SIGNS AND
SIGNALS AT WORK**

1. Preliminary remarks.

1.1. Where safety signs are required by these Regulations, they must conform to the specific requirements in Parts II to IX of this Schedule.

1.2. This Part introduces those requirements, describes the different uses of safety signs, and gives general rules on the interchanging and combining of signs.

1.3. Safety signs must be used only to convey the message or information specified in this Schedule.

2. Types of signs.

2.1. Permanent signs

2.1.1. Permanent signboards must be used for signs relating to prohibitions, warnings and mandatory requirements and the location and identification of emergency escape routes and first-aid facilities.

Signboards and/or a safety colour must be used to mark permanently the location and identification of fire-fighting equipment.

2.1.2. Signboards on containers and pipes must be placed as laid down in Part III.

2.1.3. Places where there is a risk of colliding with obstacles or of falling must be permanently marked with a safety colour and/or with signboards.

2.1.4. Traffic routes must be permanently marked with a safety colour.

2.2. Occasional signs.

2.2.1. Illuminated signs, acoustic signals and/or verbal communication must be used where the occasion requires, taking into account the possibilities for interchanging and combining signs set out in paragraph 3, to signal danger, to call persons to take a specific course of action and for the emergency evacuation of persons.

**HEALTH AND SAFETY (SAFETY SIGNS AND SIGNALS)
REGULATIONS, 1996**

2.2.2. Hand signals and/or verbal communication must be used where the occasion requires, to guide persons carrying out hazardous or dangerous manoeuvres.

3. Interchanging and combining signs.

3.1. Any one of the following may be used if equally effective—

- a safety colour or a signboard to mark places where there is an obstacle or a drop,
- illuminated signs, acoustic signals or verbal communication,
- hand signals or verbal communication.

3.2. Some types of signs may be used together—

- illuminated signs and acoustic signals,
- illuminated signs and verbal communication,
- hand signals and verbal communication.

4. The instructions in the table below apply to all signs incorporating a safety colour.

Colour	Meaning or purpose	Instructions and information
Red –	Prohibition sign Danger alarm Fire-fighting equipment	Dangerous behaviour Stop, shutdown, emergency cut out devices Evacuate Identification and location
Yellow – or Amber	Warning sign	Be careful, take precautions Examine
Blue –	Mandatory sign	Specific behaviour or action wear personal protective equipment
Green –	Emergency escape, first aid sign No danger	Doors, exits, routes, equipment, facilities Return to normal

**HEALTH AND SAFETY (SAFETY SIGNS AND SIGNALS)
REGULATIONS, 1996****Subsidiary
1996/059**

5. The effectiveness of a sign must not be adversely affected by—
- 5.1. the presence of another emission source of the same type which interferes with visibility or audibility; therefore, in particular,
 - 5.1.1. the placing of too many signs too close together should be avoided;
 - 5.1.2. two illuminated signs which are likely to be confused are not to be used at the same time;
 - 5.1.3. an illuminated sign is not to be used in the proximity of another similar illuminated source;
 - 5.1.4. two acoustic signals are not to be used at the same time;
 - 5.1.5. an acoustic signal is not to be used if there is too much ambient noise;
 - 5.2. poor design, insufficient number, incorrect positioning, poor state of repair or incorrect functioning of the signs or signalling devices.
6. Depending on requirements, signs and signalling devices must be cleaned, maintained, checked, repaired, and if necessary replaced on a regular basis to ensure that they retain their intrinsic and/or functional qualities.
7. The number and positioning of signs or signalling devices to be installed will depend on the extent of the hazards or dangers or on the zone to be covered.
8. Signs requiring some form of power must be provided with a guaranteed emergency supply in the event of a power cut, unless the hazard has thereby been eliminated.
9. The triggering of an illuminated sign and/or acoustic signal indicates when the required action should start; the sign or signal must be activated for as long as the action requires. Illuminated signs and acoustic signals must be reactivated immediately after use.
10. Illuminated signs and acoustic signals must be checked to ensure that they function correctly and that they are effective before they are put into service and subsequently at sufficiently frequent intervals.
11. If the hearing or the sight of the workers concerned is impaired, including impairment by the wearing of personal protective equipment, measures must be taken to supplement or replace the signs concerned.

**HEALTH AND SAFETY (SAFETY SIGNS AND SIGNALS)
REGULATIONS, 1996**

12. Areas, rooms or enclosures used for the storage of significant quantities of hazardous substances or mixtures must be indicated by a suitable warning sign taken from paragraph 3.2 of Part II, or marked as provided in paragraph 1 of Part III, unless the labelling of the individual packages or containers is adequate for this purpose. If there is no equivalent warning sign in paragraph 3.2 of Part II to warn about hazardous chemical substances or mixtures, the relevant hazard pictogram, as laid down in Annex V of Regulation (EC) No. 1272/2008 must be used.

PART II**MINIMUM GENERAL REQUIREMENTS CONCERNING
SIGNBOARDS****1. Intrinsic features.**

1.1. The shape and colours of signboards are set out in paragraph 3, in accordance with their specific object (signboards indicating a prohibition, a warning, a mandatory action, an escape route, an emergency or fire-fighting equipment).

1.2. Pictograms must be as simple as possible and should contain only essential details.

1.3. The pictograms used may be slightly different from or more detailed than those shown in paragraph 3, provided that they convey the same meaning and that no difference or adaptation obscures the meaning.

1.4. Signboards are to be made of shock and weather-resistant material suitable for the surrounding environment.

1.5. The dimensions and colorimetric and photometric features of signboards must be such that they can be easily seen and understood.

2. Conditions of use.

2.1. Signboards are in principle to be installed at a suitable height and in a position appropriate to the line of sight, taking account of any obstacles, either at the access point to an area in the case of a general hazard, or in the immediate vicinity of a specific hazard or object and in a well-lit and easily accessible and visible location.

Without prejudice to the provisions of Directive 89/654/EEC, phosphorescent colours, reflective materials or artificial lighting should be used where the level of natural light is poor.

**HEALTH AND SAFETY (SAFETY SIGNS AND SIGNALS)
REGULATIONS, 1996**

**Subsidiary
1996/059**

2.2 The signboard must be removed when the situation to which it refers ceases to exist.

3. Signboards to be used.**3.1. Prohibitory signs**

Intrinsic features—

- round shape
- black pictogram on white background, red edging and diagonal line (the red part to take up at least 35% of the area of the sign).



No smoking



Smoking and naked
flames forbidden



No access for
pedestrians



Do not extinguish with
water



Not drinkable



No access for
unauthorised persons



No access for industrial
vehicles



Do not touch

3.2. Warning signs

Intrinsic features—

- triangular shape
- black pictogram on a yellow background with black edging (the yellow part to take up at least 50% of the area of the sign).

Factories

HEALTH AND SAFETY (SAFETY SIGNS AND SIGNALS)
REGULATIONS, 1996



Flammable material or high temperature (1)



Explosive material



Toxic material



Corrosive material



Radioactive material



Overhead load



Industrial vehicle



Danger: Electricity



General danger

^{1***}



Laser beam



Oxidant material



Non-ionizing radiation



Strong magnetic field



Obstacle



Drop

^{1***} This warning sign shall not be used to warn about hazardous chemical substances or mixtures, except for cases when the warning sign is used in accordance with the second paragraph of paragraph 5 of Part III of the Schedule to indicate the stores of hazardous substances or mixtures.

**HEALTH AND SAFETY (SAFETY SIGNS AND SIGNALS)
REGULATIONS, 1996**

**Subsidiary
1996/059**



Biological risk



Low temperature

3.3 Mandatory signs

Intrinsic features—

- round shape
- white pictogram on a blue background (the blue part to take up at least 50% of the area of the sign).



Eye protection must be worn



Safety helmet must be worn



Ear protection must be worn



Respiratory Equipment must be worn




Safety boots must be worn



Safety Gloves must be worn



Safety overalls must be worn



Face protection must be worn



Safety harness must be worn

HEALTH AND SAFETY (SAFETY SIGNS AND SIGNALS) REGULATIONS, 1996

Subsidiary 1996/059



Pedestrians must use this route

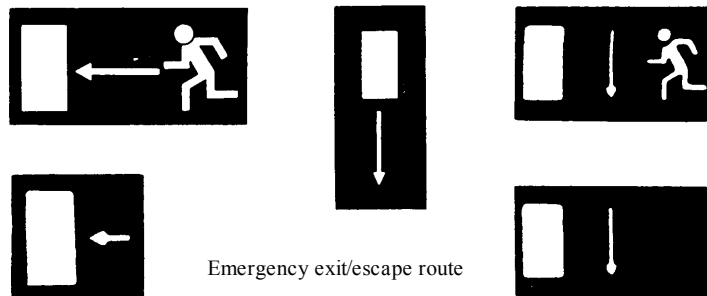


General mandatory sign (to be accompanied where necessary by another sign)

3.4 Emergency escape or first-aid signs

Intrinsic features—

- rectangular or square shape
- white pictogram on a green background (the green part to take up at least 50% of the area of the sign).



Emergency exit/escape route



This way (Supplementary Information sign)



First-aid post

Stretcher

Safety Shower

Eyewash




Emergency telephone for first aid

3.5. Fire-fighting signs

Intrinsic features–

- rectangular or square shape
- white pictogram on a red background (the red part to take up at least 50% of the area of the sign).



Fire hose





Ladder



Fire extinguisher



Emergency fire telephone



This way
(supplementary information sign)

PART III

**MINIMUM REQUIREMENT GOVERNING SIGNS ON
CONTAINERS AND PIPES**

1. Containers used at work for chemical substances or mixtures classified as hazardous according to the criteria for any physical or health hazard class in accordance with Regulation (EC) No 1272/2008, and containers used for the storage of such hazardous substances or mixtures, together with the visible pipes containing or transporting such hazardous substances and mixtures, must be labelled with the relevant hazard pictograms in accordance with that Regulation.

The first paragraph does not apply to containers used at work for brief periods nor to containers whose contents change frequently, provided that

**HEALTH AND SAFETY (SAFETY SIGNS AND SIGNALS)
REGULATIONS, 1996**

alternative adequate measures are taken, in particular for information or training, which guarantee the same level of protection.

The labels referred to in the first paragraph may be-

— replaced by warning signs set out in Part II, using the same pictograms or symbols. If there is no equivalent warning sign in paragraph 3.2 of Part II, the relevant hazard pictogram set out in Annex V of Regulation (EC) No 1272/2008 must be used;

— supplemented by additional information, such as the name or formula of the hazardous substance or mixture and the details of the hazard;

— for the transporting of containers at the place of work, supplemented or replaced by signs that are applicable throughout the European Union for the transport of hazardous substances or mixtures.

2. Signs must be mounted as follows—

- on the visible side(s),
- in inpliable, self-adhesive or painted form.

3. Where appropriate, the signs referred to in paragraph 1 of this Part must have the intrinsic features defined in paragraph 1.4 of Part II and must fulfil the conditions of use for signboards laid down in paragraph 2 of Part II.

4. Without prejudice to paragraphs 1, 2 and 3, the labels used on pipes must be positioned visibly in the vicinity of the most dangerous points, such as valves and joints, and at reasonable intervals.

5. Areas, rooms or enclosures used for the storage of significant quantities of hazardous substances or mixtures must be indicated by a suitable warning sign taken from paragraph 3.2 of Part II, or marked as provided in paragraph 1 of Part III, unless the labelling of the individual packages or containers is adequate for this purpose, taking into account Part II, paragraph 1.5 with regard to dimensions.

Stores of a number of hazardous substances or mixtures may be indicated by the warning sign for general danger.

The signs or labels referred to above must be positioned, as appropriate, near the storage area or on the door leading into the storage room.

PART IV**MINIMUM REQUIREMENTS FOR THE IDENTIFICATION AND
LOCATION OF FIRE-FIGHTING EQUIPMENT**

**HEALTH AND SAFETY (SAFETY SIGNS AND SIGNALS)
REGULATIONS, 1996****Subsidiary
1996/059****1. Preliminary remark.**

This Part applies to equipment used exclusively for fire-fighting purposes.

2. Fire-fighting equipment must be identified by using a specific colour for the equipment and placing a location signboard, and/or by using a specific colour for the places where such equipment is kept, or their access points.

3. The colour for identifying this equipment is red.

4. The signboards provided for in paragraph 3.5 of Part II must be used to mark the locations of this equipment.

PART V**MINIMUM REQUIREMENTS GOVERNING SIGNS USED FOR
OBSTACLES AND DANGEROUS LOCATIONS, AND FOR
MARKING TRAFFIC ROUTES****1. Signs for obstacles and dangerous locations.**

1.1. Places where there is a risk of colliding with obstacles, of falling or of objects falling should be marked with alternating yellow and black, or red and white stripes in build-up zones in the undertaking to which workers have access during their work.

1.2. The dimensions of the marking must be commensurate with the scale of the obstacle or dangerous location in question.

1.3. The yellow and black or red and white stripes must be at an angle of approximately 45° and of more or less equal size.

1.4. Example—

**2. Marking of traffic routes.**

2.1. Where the use and equipment of rooms so requires for the protection of workers, traffic routes for vehicles must be clearly identified by continuous stripes in a clearly visible colour, preferably white or yellow, taking into account the colour of the ground.

2.2. The stripes must be located so as to indicate the necessary safe distance between the vehicles and any object which may be near by, and between pedestrians and vehicles.

**HEALTH AND SAFETY (SAFETY SIGNS AND SIGNALS)
REGULATIONS, 1996**

2.3. Permanent traffic routes in built-up areas outdoors should, as far as is practicable, be similarly marked, unless they are provided with suitable barriers or pavements.

PART VI

MINIMUM REQUIREMENTS FOR ILLUMINATED SIGNS

1. Intrinsic features.

1.1. The light emitted by a sign must produce a luminous contrast which is appropriate to its environment, in accordance with the intended conditions of use of the sign, but without producing glare for an excessive amount of light or poor visibility as a result of insufficient light.

1.2. The luminous area emitting a sign may be of a single colour or contain a pictogram on a specified background.

1.3. The single colour must correspond to the table of colours and their meanings set out in paragraph 4 of Part I.

1.4. Likewise, when the sign contains a pictogram, the latter must comply with all the relevant rules set out in Part II.

2. Specific rules governing uses.

2.1. If a device can emit both continuous and intermittent signs, the intermittent sign should be used to indicate a higher level of danger or a more urgent need for the request/imposed intervention or action than is indicated by the continuous sign.

The duration of each flash and the frequency of the flashes of an intermittent illuminated sign must be such as to—

- ensure the proper perception of the message, and
- avoid any confusion either between different illuminated signs or with a continuous illuminated sign.

2.2. If a flashing sign is used instead of, or together with, an acoustic signal, identical codes must be used.

2.3. Devices for emitting flashing signs in the event of grave danger must be under special surveillance or be fitted with an auxiliary lamp.

PART VII

MINIMUM REQUIREMENTS FOR ACOUSTIC SIGNALS

1. Intrinsic features.

1.1. Acoustic signals must—

- (a) have a sound level which is considerably higher than the level of ambient noise, so that it is audible without being excessive or painful;
- (b) be easily recognizable, particularly in terms of pulse length and the interval between pulses or groups of pulses, and be clearly distinct from any other acoustic signal and ambient noises.

1.2. If a device can emit an acoustic signal at variable and constant frequencies, the variable frequency should be used to indicate a higher level of danger or a more urgent need for the requested/imposed intervention or action in relation to the stable frequency.

2. Code.

The signal for evacuation must be continuous.

PART VIII

MINIMUM REQUIREMENTS FOR VERBAL COMMUNICATION

1. Intrinsic features.

1.1. Verbal communication between a speaker or emitter and one or more hearers is to take the form of (sometimes coded) short texts, phrases, groups of words and/or individual words.

1.2. Spoken messages are to be as short, simple and clear as possible; the verbal skills of the speaker and the hearing abilities of the hearer(s) must be such as to ensure reliable verbal communication.

1.3. Verbal communication is direct (by means of the human voice) or indirect (by means of a human or artificial voice which is broadcast by whatever means is appropriate).

2. Specific rules governing use.

**HEALTH AND SAFETY (SAFETY SIGNS AND SIGNALS)
REGULATIONS, 1996**

2.1. The persons involved must have a good knowledge of the language used so that they are able to pronounce and understand the spoken message correctly and consequently behave in a way which is appropriate to health and/or safety.

2.2. If verbal communication is used instead of, or together with, gestures, code words should be used such as—

- start to indicate the start of a command.
- stop to interrupt or end a movement.
- end to stop the operation.
- raise to have a load raised.
- lower to have a load lowered.
- forwards }
- backwards } to be co-ordinated with the corresponding hand
 signals.
- right }
- left }
- danger for an emergency stop.
- quickly to speed up a movement for safety reasons

PART IX

MINIMUM REQUIREMENTS FOR HAND SIGNALS

1.Features.

Hand signals must be precise, simple, expansive, easy to make and to understand, and clearly distinct from other such signals.

Where both arms are used at the same time, they must be moved symmetrically and used for giving one sign only.

Provided that they fulfil the conditions given above, the signals used may vary slightly from or be more detailed than those shown in paragraph 3; they must, however, be equally meaningful and comprehensible.

2.Specific rules governing use.

2.1. The person giving the signs, hereinafter referred to as the 'signalman', will use arm/hand movements to give manoeuvring instructions to the person receiving the signs, hereinafter referred to as the operator.

2.2. The signalman must be able to monitor all manoeuvres visually without being endangered thereby.

**HEALTH AND SAFETY (SAFETY SIGNS AND SIGNALS)
REGULATIONS, 1996**

**Subsidiary
1996/059**

2.3. The signalman’s duties must consist exclusively of directing manoeuvres and ensuring the safety of workers in the vicinity.

2.4. If the conditions described in paragraph 2.2 are not fulfilled, one or more extra signalmen should be deployed.

2.5. The operator must interrupt the ongoing manoeuvre in order to request new instructions when he is unable to carry out the orders he has received with the necessary safety guarantees.

2.6. Accessories.

The operator must be able to recognize the signalman without difficulty.

The signalman is to wear one or more appropriate distinctive items, e.g. a jacket, helmet, sleeves or armbands, or carry bats.

The distinctive items are to be brightly coloured, preferably all of the same colour and for the exclusive use of signalmen.

3. Coded signals to be used.


Preliminary remark—

The following set of coded signals are without prejudice to other codes applicable at Community level, used for the same manoeuvres in certain sectors—

Meaning	Description	Illustration
---------	-------------	--------------

A. General Signals

START Attention Start of Command	Both arms are extended horizontally with the palms facing forward.
--	--



Meaning STOP Interruption End of movement	Description the right arm points upwards with the palm facing forward.
---	---

Illustration



**HEALTH AND SAFETY (SAFETY SIGNS AND SIGNALS)
REGULATIONS, 1996**

Subsidiary
1996/059

END of the operation both hands are clasped at chest height.



B. Vertical movements

RAISE the right arm points upwards with the palm facing forward and slowly makes a circle.



LOWER the right arm points downwards with the palm facing inwards and slowly makes a circle.



VERTICAL DISTANCE the hands indicate the relevant distance.



C. Horizontal movements


MOVE FORWARDS both arms are bent with the palms facing upwards, and the forearms make slow movements towards the body.



MOVE BACKWARDS both arms are bent with the palms facing downwards, and the forearms make slow movements away from the body.



RIGHT to the signalman's the right arm is extended more or less horizontally with the palm facing downwards and slowly makes small movements to the right.




**HEALTH AND SAFETY (SAFETY SIGNS AND SIGNALS)
REGULATIONS, 1996**

**Subsidiary
1996/059**

LEFT
to the
signalman's

the left arm is extended more or less horizontally with the palm facing downwards and slowly makes small movements to the left.



**HORIZONTAL
DISTANCE**

the hands indicate the relevant distance.



D. Danger

DANGER
emergency stop

both arms points upwards with the palms facing forwards.

QUICK

all movements faster.

SLOW

all movements slower.