

Subsidiary Legislation made under s. 16.

**CIVIL AVIATION (RULES OF THE AIR)  
REGULATIONS 2009**

**Revoked by LN. 2014/256 as from 18.12.2014**

**(LN. 2009/009)**

*Commencement*      **29.1.2009**

Amending enactments	Relevant current provisions	Commencement date
None		

**EU Legislation/International Agreements involved:**

---

**ARRANGEMENT OF REGULATIONS.**

Regulation

1. Title and commencement.
2. Rules of the Air.
3. Offences.
4. Penalties.

**SCHEDULE**

**SECTION 1  
Interpretation**

1. Interpretation.

**SECTION 2  
General**

2. Application of Rules to aircraft.
3. Misuse of signals and markings.
4. Reporting hazardous conditions.

**SECTION 3**  
**Low Flying Rule**

5. Low Flying Prohibitions.
6. Exemptions from the low flying prohibitions.

**SECTION 4**  
**General Flight Rules**

7. Weather reports and forecasts.
8. Avoiding aerial collisions.
9. Converging.
10. Approaching head-on.
11. Overtaking.
12. Flight in the vicinity of the Gibraltar Airport and flying over Gibraltar.
13. Order of landing.
14. Landing and take-off.
15. Aerobatic manoeuvres.
16. Right-hand traffic rule.
17. Notification of arrival and departure.
18. Flights in Class A airspace.
19. Flights in Class C Airspace.
20. Choice of VFR or IFR.
21. Speed limitations.
22. Use of radio navigation aids.
23. Simulated instrument flight.
24. Practice instrument approaches.

**SECTION 5**  
**Visual Flight Rules**

25. Applicability of the Visual Flight Rules.
26. Reported Visibility.
27. Flights within controlled airspace.
28. Flights outside controlled airspace.
29. VFR flight plan and air traffic control clearance in Class B, Class C and Class D airspace.
30. Maintaining continuous watch and complying with air traffic control clearance.
31. Exceptions to rules 29 and 30.

**SECTION 6**  
**Instrument Flight Rules**

32. Instrument Flight Rules.
33. Minimum Height.
34. Quadrantal rule and semi-circular rule.
35. Flight plan and air traffic control clearance.
36. Compliance with air traffic control clearance and notified procedures.
37. Position reports.

**SECTION 7**  
**Gibraltar Airport Traffic Rules**

38. Application of Gibraltar Airport traffic rules.

39. Visual signals.
40. Movement of aircraft at the Gibraltar Airport.
41. Access to and movement of persons and vehicles at the Gibraltar Airport.
42. Right of way on the ground.
43. Action to be taken in case of danger of collision on the ground.
44. Launching, picking up and dropping of tow ropes, etc.
45. Flights within the aerodrome traffic zone of the Gibraltar Airport.

### **SECTION 8**

#### **Lights And Other Signals To Be Shown Or Made By Aircraft**

46. General.
47. Display of lights by aircraft.
48. Failure of navigation and anti-collision lights.
49. Flying machines at night.
50. Gliders at night.
51. Free balloons at night.
52. Captive balloons and kites at night.
53. Captive balloons and kites by day.
54. Airships at night.
55. Airships by day.

### **SECTION 9**

#### **Gibraltar Airport Signals And Markings—Visual And Aural Signals**

56. General.
57. Signals in the Signals Area.
58. Markings for paved runways and taxiways.
59. Markings on unpaved manoeuvring areas.
60. Signals visible from the ground.
61. Lights and pyrotechnic signals for control of aerodrome traffic.
62. Marshalling signals (from a marshaller to an aircraft).
63. Marshalling signals (from a pilot of an aircraft to a marshaller).
64. Distress, urgency and safety signals.

*In exercise of the powers conferred on it by section 16 of the Civil Aviation Act 2009, and of all other enabling powers, the Government has made the following Regulations.*

**Title and commencement.**

1. These Regulations may be cited as the Civil Aviation (Rules of the Air) Regulations 2009 and come into operation on 29 January 2009.

**Rules of the Air.**

2. The Rules of the Air set out in the Schedule shall have effect and may be cited as the Rules of the Air 2009.

**Offences.**

3.(1) Subject to sub-regulation (2), it shall be an offence to contravene, to permit the contravention of, or to fail to comply with, the Rules of the Air.

(2) It shall be lawful for the Rules of the Air 2009 to be departed from to the extent necessary—

(a) for avoiding immediate danger;

or

(b) for complying with Military Flying Regulations (Joint Service Publication 550) or Flying Orders to Contractors (Aviation Publication 67) issued by the Secretary of State in relation to an aircraft of which the commander is acting as such in the course of his duty as a member of any of Her Majesty's naval, military or air forces.

(3) If any departure from the Rules of the Air 2009 is made for the purpose of avoiding immediate danger, the commander of the aircraft shall cause written particulars of the departure, and of the circumstances giving rise to it, to be given within 10 days thereafter to the Director of Civil Aviation.

(4) Nothing in the Rules of the Air 2009 exonerates any person from the consequences of any neglect in the use of lights or signals or of the neglect of any precautions required by ordinary aviation practice or by the special circumstances of the case.

**Penalties.**

---

**CIVIL AVIATION (RULES OF THE AIR) REGULATIONS 2009**

4.(1) If any provision of the Rules of the Air 2009 is contravened in relation to an aircraft, the operator of that aircraft and the commander shall (without prejudice to the liability of any other person for that contravention) be deemed for the purposes of the following provisions of this regulation to have contravened that provision unless he proves that the contravention occurred without his consent or connivance and that he exercised all due diligence to prevent the contravention.

(2) If it is proved that an act or omission of any person which would otherwise have been a contravention by that person of a provision of the Rules of the Air 2009 was due to any cause not avoidable by the exercise of reasonable care by that person, the act or omission shall be deemed not to be a contravention by that person of that provision.

(3) Where a person is charged with contravening a provision of the Rules of the Air 2009 by reason of his having been a member of the flight crew of an aircraft on a flight for the purpose of public transport or aerial work the flight shall be treated (without prejudice to the liability of any other person under these Regulations) as not having been for that purpose if he proves that he neither knew nor suspected that the flight was for that purpose.

(4) If any person contravenes any provision of the Rules of the Air 2009, that person shall be guilty of an offence and liable on summary conviction to a fine not exceeding level 4 on the standard scale.

**SCHEDULE**

Regulation 2

**CONTENTS**

**SECTION 1**  
**Interpretation**

1. Interpretation.

**SECTION 2**  
**General**

2. Application of Rules to aircraft.
3. Misuse of signals and markings.
4. Reporting hazardous conditions.

**SECTION 3**  
**Low Flying Rule**

5. Low Flying Prohibitions.
6. Exemptions from the low flying prohibitions.

**SECTION 4**  
**General Flight Rules**

7. Weather reports and forecasts.
8. Avoiding aerial collisions.
9. Converging.
10. Approaching head-on.
11. Overtaking.
12. Flight in the vicinity of the Gibraltar Airport and flying over Gibraltar.
13. Order of landing.
14. Landing and take-off.
15. Aerobatic manoeuvres.
16. Right-hand traffic rule.
17. Notification of arrival and departure.
18. Flights in Class A airspace.
19. Flights in Class C Airspace.
20. Choice of VFR or IFR.
21. Speed limitations.
22. Use of radio navigation aids.
23. Simulated instrument flight.

24. Practice instrument approaches.

## **SECTION 5 Visual Flight Rules**

25. Applicability of the Visual Flight Rules.
26. Reported Visibility.
27. Flights within controlled airspace.
28. Flights outside controlled airspace.
29. VFR flight plan and air traffic control clearance in Class B, Class C and Class D airspace.
30. Maintaining continuous watch and complying with air traffic control clearance.
31. Exceptions to rules 29 and 30.

## **SECTION 6 Instrument Flight Rules**

32. Instrument Flight Rules.
33. Minimum Height.
34. Quadrantal rule and semi-circular rule.
35. Flight plan and air traffic control clearance.
36. Compliance with air traffic control clearance and notified procedures.
37. Position reports.

## **SECTION 7 Gibraltar Airport Traffic Rules**

38. Application of Gibraltar Airport traffic rules.
39. Visual signals.
40. Movement of aircraft at the Gibraltar Airport.
41. Access to and movement of persons and vehicles at the Gibraltar Airport.
42. Right of way on the ground.
43. Action to be taken in case of danger of collision on the ground.
44. Launching, picking up and dropping of tow ropes, etc.
45. Flights within the aerodrome traffic zone of the Gibraltar Airport.

## **SECTION 8 Lights And Other Signals To Be Shown Or Made By Aircraft**

46. General.
47. Display of lights by aircraft.
48. Failure of navigation and anti-collision lights.
49. Flying machines at night.

**2009-05**

**Revoked**  
**Subsidiary**  
**2009/009**

## Civil Aviation

---

### CIVIL AVIATION (RULES OF THE AIR) REGULATIONS 2009

50. Gliders at night.
51. Free balloons at night.
52. Captive balloons and kites at night.
53. Captive balloons and kites by day.
54. Airships at night.
55. Airships by day.

#### SECTION 9

#### Gibraltar Airport Signals And Markings—Visual And Aural Signals

56. General.
57. Signals in the Signals Area.
58. Markings for paved runways and taxiways.
59. Markings on unpaved manoeuvring areas.
60. Signals visible from the ground.
61. Lights and pyrotechnic signals for control of aerodrome traffic.
62. Marshalling signals (from a marshaller to an aircraft).
63. Marshalling signals (from a pilot of an aircraft to a marshaller).
64. Distress, urgency and safety signals.



**SECTION 1**  
**Interpretation**

**Interpretation.**

1.(1) In these Rules—

- (a) “air-taxiing” means flight by a helicopter, or other type of aircraft capable of vertical takeoff and landing, above the surface of the Gibraltar Airport at a ground speed of less than 20 knots for the purpose of taxiing in accordance with normal aviation practice;
- (b) “air traffic control clearance” means an authorisation by an air traffic control unit for an aircraft to proceed under conditions specified by that unit;
- (c) “anti-collision light” means—
  - (i) in relation to rotorcraft, a flashing red light;
  - (ii) in relation to any other aircraft, a flashing red or flashing white light,in either case showing in all directions;
- (d) “Class C ATS route” means a route notified as such;
- (e) “Director” means the person appointed to the office of Director of Civil Aviation pursuant to section 6 of the Civil Aviation Act 2009 or any person appointed to act as Director on a temporary basis pursuant to section 7 of that Act;
- (f) “ground visibility” means the horizontal visibility at ground level;
- (g) “flight plan” means a plan containing such information as may be notified to an air traffic control service unit, being information provided or to be provided to that unit which relates to an intended flight, or part of a flight, of an aircraft in accordance with these Rules;
- (h) “IFR flight” means a flight conducted in accordance with the Instrument Flight Rules in Section 6 of these Rules;

---

**CIVIL AVIATION (RULES OF THE AIR) REGULATIONS 2009**

- (i) “Regulations” means the Air Navigation Regulations 2009;
- (j) “runway” means an area, whether or not paved, which is provided for the take-off or landing of aircraft;
- (k) “simulated instrument flight conditions” means a flight during which mechanical or optical devices are used in order to reduce the field of vision or the range of visibility from the cockpit of the aircraft;
- (l) “special VFR flight” means a flight—
  - (i) made at any time in a control zone which is Class A airspace or made in any other control zone in either Instrument Meteorological Conditions or at night;
  - (ii) in respect of which the air traffic control unit has given permission for the flight to be made in accordance with special instructions given by that unit instead of in accordance with the Instrument Flight Rules; and
  - (iii) in the course of which the aircraft complies with any instructions given by that unit and the aircraft remains clear of cloud and with the surface in sight;
- (m) “VFR flight” means a flight conducted in accordance with the Visual Flight Rules in Section 5 of these Rules.

(2) Other terms used in these Rules which are also used in the Civil Aviation Act 2009 or in the Air Navigation Regulations 2009 shall have the same meaning in these Rules as they have in that Act or in those Regulations.

(3) In these Rules, the expressions “the air traffic control unit” and “the air traffic control services unit” without further qualification shall mean those respective units at the Gibraltar Airport.

**SECTION 2**

**General**

**Application of Rules to aircraft.**

2. These Rules, insofar as they apply to aircraft, shall apply—
- (a) to all aircraft within Gibraltar; and

- (b) for the purposes of rule 5, to all aircraft in the neighbourhood of an offshore installation.

### **Misuse of signals and markings.**

3.(1) A signal or marking which is given a meaning by Section 9 or which is required by Section 9 to be used in specified circumstances or for a specified purpose shall not be used except with that meaning, in those circumstances or for that purpose.

(2) A person in an aircraft or at the Gibraltar Airport shall not—

- (a) make any signal which may be confused with a signal specified in Section 9;

or

- (b) except with lawful authority, make any signal which he knows or ought reasonably to know to be a signal in use for signalling to or from any of Her Majesty's naval, military or air force aircraft.

### **Reporting hazardous conditions.**

4.(1) If any aircraft encounters hazardous conditions in the course of a flight, the commander of the aircraft shall send to the air traffic control unit, by the quickest means available to him, information containing such particulars of the hazardous conditions as may be pertinent to the safety of other aircraft.

(2) The information shall be sent immediately the aircraft encounters the hazardous conditions or as soon as it is possible to do so afterwards.

## **SECTION 3 Low Flying Rule**

### **Low flying prohibitions.**

5.(1) Subject to paragraph (2), an aircraft shall comply with the low flying prohibitions in paragraph (3) unless exempted by rule 6.

(2) If an aircraft is flying in circumstances such that more than one of the low flying prohibitions apply, it shall fly at the greatest height required by any of the applicable prohibitions.

(3) The low flying prohibitions are as follows—

- (a) Failure of power unit

An aircraft shall not be flown below such height as would enable it to make an emergency landing without causing danger to persons or property on the surface in the event of a power unit failure.

- (b) The 500 feet rule

Except with the written permission of the Director, an aircraft shall not be flown closer than 500 feet to any person, vessel, vehicle or structure.

- (c) The 1,000 feet rule

Except with the written permission of the Director, an aircraft flying over Gibraltar shall not fly below a height of 1,000 feet above the highest fixed obstacle within a horizontal radius of 600 metres of the aircraft.

- (d) The land clear rule

An aircraft flying over Gibraltar shall not fly below such height as would permit the aircraft to land at the Gibraltar Airport or otherwise clear of Gibraltar in the event of a power unit failure.

- (e) Flying over open air assemblies

Except with the written permission of the Director, an aircraft shall not fly over an organised open-air assembly of more than 1,000 persons below the higher of the following heights—

- (i) 1,000 feet; or
- (ii) such height as would permit the aircraft to land clear of the assembly in the event of a power unit failure.

- (f) Landing and taking off near open air assemblies

An aircraft shall not land or take-off within 1,000 metres of an organised, open-air assembly of more than 1,000 persons except at the Gibraltar Airport, in accordance with procedures notified by the Director.

**Exemptions from the low flying prohibitions.**

6. The exemptions from the low flying prohibitions are as follows—
- (a) Landing and taking off—
    - (i) Any aircraft shall be exempt from the low flying prohibitions in so far as it is flying in accordance with normal aviation practice for the purpose of—
      - (aa) taking off from, landing at or practising approaches to landing at; or
      - (bb) checking navigational aids or procedures at, the Gibraltar Airport.
    - (ii) Any aircraft shall be exempt from the 500 feet rule when landing and taking-off in accordance with normal aviation practice or air-taxiing.
  - (b) Captive balloons and kites

None of the low flying prohibitions shall apply to any captive balloon or kite.
  - (c) Special VFR flight and notified routes
    - (i) Subject to sub-paragraph (ii), any aircraft shall be exempt from the 1,000 feet rule if—
      - (aa) it is flying on a special VFR flight; or
      - (bb) it is operating in accordance with the procedures notified for the route being flown.
    - (ii) Landings may only be made by an aircraft flying under this exemption at the Gibraltar Airport.
  - (d) Balloons and helicopters over Gibraltar
    - (i) A balloon shall be exempt from the 1,000 feet rule if it is landing because it is becalmed.
    - (ii) Any helicopter flying over Gibraltar shall be exempt from the land clear rule.

- (e) Flying displays etc

An aircraft taking part in a flying display, air race or contest shall be exempt from the 500 feet rule if it is within a horizontal distance of 1,000 metres of the gathering of persons assembled to witness the event.

- (f) Glider hill-soaring

A glider shall be exempt from the 500 feet rule if it is hill-soaring.

- (g) Picking up and dropping at the Gibraltar Airport

Any aircraft picking up or dropping tow ropes, banners or similar articles at the Gibraltar Airport shall be exempt from the 500 feet rule.

- (h) Manoeuvring helicopters

(i) Subject to paragraph (ii), a helicopter shall be exempt from the 500 feet rule if it is conducting manoeuvres, in accordance with normal aviation practice, within the boundaries of the Gibraltar Airport.

(ii) When flying in accordance with this exemption the helicopter must not be operated closer than 60 metres to any persons, vessels, vehicles or structures located outside the Gibraltar Airport.

- (i) Dropping articles with Director permission

Any aircraft shall be exempt from the 500 feet rule if it is flying in accordance with regulation 66(3)(f) of the Regulations (dropping of articles for the purposes of public health or as a measure against weather conditions etcetera, with the permission of the Director.

#### **SECTION 4 General Flight Rules**

##### **Weather reports and forecasts.**

7.(1) Subject to paragraph (2), immediately before an aircraft flies the commander of the aircraft shall examine the current reports and forecasts of the weather conditions on the proposed flight path, in order to determine

---

**CIVIL AVIATION (RULES OF THE AIR) REGULATIONS 2009**

---

whether Instrument Meteorological Conditions prevail, or are likely to prevail, during any part of the flight.

(2) Paragraph (1) shall only apply if it is reasonably practicable for the commander to obtain current reports and forecasts of the weather conditions on the proposed flight path.

(3) Subject to paragraph (4), an aircraft which is unable to communicate by radio with an air traffic control unit at the aerodrome of destination shall not begin a flight to the aerodrome if—

- (a) the aerodrome is within a control zone; and
- (b) the weather reports and forecasts which it is reasonably practicable for the commander of the aircraft to obtain indicate that it will arrive at that aerodrome when the ground visibility is less than 10 km or the cloud ceiling is less than 1,500 feet.

(4) Paragraph (3) shall not apply if, before take-off, the commander of the aircraft has obtained permission from the air traffic control unit at the aerodrome of destination to enter the aerodrome traffic zone.

### **Avoiding aerial collisions.**

8.(1) Notwithstanding that a flight is being made with air traffic control clearance it shall remain the duty of the commander of an aircraft to take all possible measures to ensure that his aircraft does not collide with any other aircraft.

(2) An aircraft shall not be flown in such proximity to other aircraft as to create a danger of collision.

(3) Aircraft shall not fly in formation unless the commanders of the aircraft have agreed to do so.

(4) An aircraft which is obliged by this Section to give way to another aircraft shall avoid passing over or under the other aircraft, or crossing ahead of it, unless passing well clear of it.

(5) An aircraft which has the right-of-way under this rule shall maintain its course and speed.

(6) For the purposes of this rule a glider and a flying machine which is towing it shall be considered to be a single aircraft under the command of the commander of the flying machine.

**Converging.**

9.(1) Subject to paragraphs (2) and (3) and to rules 10 and 11, aircraft in the air shall give way to other, converging aircraft as follows—

- (a) flying machines shall give way to airships, gliders and balloons;
- (b) airships shall give way to gliders and balloons;
- (c) gliders shall give way to balloons.

(2) Mechanically driven aircraft shall give way to aircraft which are towing other aircraft or objects.

(3) Subject to paragraphs (1) and (2), when two aircraft are converging in the air at approximately the same altitude, the aircraft which has the other on its right shall give way.

**Approaching head-on.**

10. When two aircraft are approaching head-on, or approximately so, in the air and there is a danger of collision, each shall alter its course to the right.

**Overtaking.**

11.(1) Subject to paragraph (3), an aircraft which is being overtaken in the air shall have the right-of-way and the overtaking aircraft, whether climbing, descending or in horizontal flight, shall keep out of the way of the other aircraft by altering course to the right.

(2) An aircraft which is overtaking another aircraft shall keep out of the way of the other aircraft until that other aircraft has been passed and is clear, notwithstanding any change in the relative positions of the two aircraft.

(3) A glider overtaking another glider in Gibraltar may alter its course to the right or to the left.

**Flight in the vicinity of the Gibraltar Airport and flying over Gibraltar.**

12.(1) Subject to paragraph (2), a flying machine, glider or airship flying in the vicinity of the Gibraltar Airport shall—

- (a) conform to the pattern of traffic formed by other aircraft intending to land at the Gibraltar Airport or keep clear of the airspace in which the pattern is formed; and



- (b) make all turns to the south of the airfield unless ground signals otherwise indicate.

(2) Paragraph (1) shall not apply if the air traffic control unit otherwise authorises.

(3) Except with the written permission of the Director, an aircraft that does not have a certificate of airworthiness in force and is flying for the purpose of experimenting with or testing the aircraft (including any engines installed thereon) or any equipment installed or carried in the aircraft, shall not fly over Gibraltar except to the extent that it is necessary to do so in order to take off or land.

### **Order of landing.**

13.(1) An aircraft landing or on its final approach to land shall have the right-of-way over other aircraft in flight or on the ground or water.

(2) An aircraft shall not overtake or cut in front of another aircraft on its final approach to land.

(3) If the air traffic control unit has communicated to any aircraft an order of priority for landing, the aircraft shall approach to land in that order.

(4) If the commander of an aircraft is aware that another aircraft is making an emergency landing, he shall give way to that aircraft.

(5) If the commander gives way in the circumstances referred to in paragraph (4) at night then, notwithstanding that he may have previously received permission to land, he shall not attempt to land until he has received further permission to do so.

(6) Subject to paragraphs (2), (3) and (4), if two or more flying machines, gliders or airships are approaching the Gibraltar Airport for the purpose of landing, the aircraft at the lower altitude shall have the right-of-way.

### **Landing and take-off.**

14.(1) A flying machine, glider or airship shall take off and land only at the Gibraltar Airport and only in the direction indicated by the ground signals or, if no such signals are displayed, into the wind, unless good aviation practice demands otherwise.

(2) Subject to paragraph (5), a flying machine or glider shall not land on the runway at the Gibraltar Airport if there are other aircraft on the runway.

- (3) If take-offs and landings are not confined to a runway—
- (a) when landing, a flying machine or glider shall leave clear on its left any aircraft which has landed, is already landing or is about to take off;
  - (b) a flying machine or glider which is about to turn shall turn to the left after the commander of the aircraft has satisfied himself that such action will not interfere with other traffic movements; and
  - (c) a flying machine which is about to take off shall take up position and manoeuvre in such a way as to leave clear on its left any aircraft which has already taken off or is about to take off.
- (4) Subject to paragraph (5), a flying machine shall move clear of the landing area as soon as it is possible to do so after landing.
- (5) Paragraphs (2) and (4) shall not apply if the air traffic control unit otherwise authorises the flying machine or glider.

**Aerobatic manoeuvres.**

15. An aircraft shall not carry out any aerobatic manoeuvre—

- (a) over Gibraltar; or
- (b) within controlled airspace,

except with the consent of the air traffic control unit.

**Right-hand traffic rule.**

16.(1) Subject to paragraph (2), an aircraft which is flying over Gibraltar with the surface in sight and following a road or coastline or any other line of landmarks, shall keep them on its left.

(2) Paragraph (1) shall not apply to an aircraft flying within controlled airspace in accordance with instructions given by the air traffic control unit.

**Notification of arrival and departure.**

17.(1) If the commander of an aircraft has caused notice of the intended arrival of the aircraft at the Gibraltar Airport to be given to the air traffic

control unit or other authority at the Gibraltar Airport, he shall ensure that the unit or authority is informed as quickly as possible of—

- (a) any change of intended destination; and
- (b) any estimated delay in arrival of 45 minutes or more.

(2) The commander of an aircraft arriving at or departing from the Gibraltar Airport shall take all reasonable steps to ensure, upon landing or prior to departure, as the case may be, that the air traffic control unit is given notice of the landing or departure.

(3) Before an aircraft, of which the maximum total weight authorised exceeds 5,700 kg, takes off from the Gibraltar Airport on a flight with an intended destination more than 40 km from the Gibraltar Airport, the commander shall cause a flight plan, containing such particulars of the intended flight as may be necessary for search and rescue purposes, to be communicated to the air traffic control unit notified for the purpose of this rule.

(4) The commander of an aircraft who intends to fly or who flies across any boundary of airspace or international border shall cause a flight plan, containing such particulars of the intended flight as may be necessary for search and rescue purposes, to be communicated to the air traffic control unit before flying across the boundary or international border.

### **Flights in Class A airspace.**

18.(1) Subject to paragraphs (2) and (3), the commander of an aircraft flying in Visual Meteorological Conditions in Class A airspace shall comply with rules 35, 36 and 37 as if the flight were an IFR flight.

(2) For the purposes of paragraph (1) rule 36(2) shall not apply.

(3) Paragraph (1) shall not apply to the commander of a glider which is flying in Class A airspace which is notified for the purpose of this paragraph if the glider is flown in accordance with such conditions as may also be notified for that purpose.

### **Flights in Class C Airspace.**

19.(1) Subject to paragraphs (2) and (3), the commander of an aircraft flying in Visual Meteorological Conditions in Class C airspace above flight level 195, or along a Class C ATS route at any level, shall comply with rules 35, 36 and 37 as if the flight were an IFR flight.

(2) For the purposes of paragraph (1) rule 36(2) shall not apply.

(3) Paragraph (1) shall not apply to the commander of an aircraft which is flying in accordance with an authorisation issued by the Director.

**Choice of VFR or IFR.**

20.(1) Subject to paragraph (2), an aircraft shall always be flown in accordance with the Visual Flight Rules or the Instrument Flight Rules.

(2) In Gibraltar an aircraft flying at night shall be flown in accordance with the Instrument Flight Rules—

- (a) outside a control zone;
- (b) in a control zone unless it is flying on a special VFR flight.

**Speed limitations.**

21.(1) Subject to paragraph (2), an aircraft shall not fly below flight level 100 at a speed which, according to its air speed indicator, is more than 250 knots.

(2) Paragraph (1) shall not apply to—

- (a) flights in Class A airspace;
- (b) VFR flights or IFR flights in Class B airspace;
- (c) IFR flights in Class C airspace;
- (d) VFR flights in Class C airspace or VFR flights or IFR flights in Class D airspace when authorised by the air traffic control unit;
- (e) an aircraft taking part in an exhibition of flying for which a permission is required by regulation 39(1) of the Regulations, if the flight is made in accordance with the terms of the permission granted to the organiser of the exhibition of flying;
- (f) the flight of an aircraft flying in accordance with the A Conditions or the B Conditions; or
- (g) an aircraft flying in accordance with a written permission granted by the Director authorising the aircraft to exceed the speed limit in paragraph (1).

(3) The Director may grant a permission for the purpose of paragraph (2)(g) subject to such conditions as he thinks fit and either generally or in respect of any aircraft or class of aircraft.

### **Use of radio navigation aids.**

22.(1) Subject to paragraph (2), the commander of an aircraft shall not make use of any radio navigation aid without complying with such restrictions and procedures as may be notified in relation to that aid.

(2) The commander of an aircraft shall not be required to comply with this rule if—

- (a) he is required to comply with rules 35 and 36; or
- (b) he is otherwise authorised by the air traffic control unit.

### **Simulated instrument flight.**

23.(1) An aircraft shall not be flown in simulated instrument flight conditions unless the conditions in paragraph (2) are met.

(2) The conditions referred to in paragraph (1) are as follows—

- (a) the aircraft is fitted with dual controls which are functioning properly;
- (b) an additional pilot (in this rule called a “safety pilot”) is carried in a second control seat of the aircraft for the purpose of providing assistance to the pilot flying the aircraft; and
- (c) if the safety pilot’s field of vision is not adequate, both forwards and to each side of the aircraft, a third person, who is a competent observer, occupies a position in the aircraft from which his field of vision makes good the deficiencies in that of the safety pilot, and from which he can readily communicate with the safety pilot.

### **Practice instrument approaches.**

24.(1) An aircraft shall not carry out an instrument approach practice over Gibraltar if it is flying in Visual Meteorological Conditions unless the conditions in paragraph (2) are met.

(2) The conditions referred to in paragraph (1) are as follows—

- (a) the air traffic control unit has previously been informed that the flight is to be made for the purpose of instrument approach practice; and
- (b) if the flight is not being carried out in simulated instrument flight conditions, a competent observer is carried in such a position in the aircraft that he has an adequate field of vision and can readily communicate with the pilot flying the aircraft.

**SECTION 5  
Visual Flight Rules**

**Applicability of the Visual Flight Rules.**

25.(1) Within controlled airspace, rules 27, 29 and 30 shall be the Visual Flight Rules.

(2) Outside controlled airspace, rule 28 shall be the Visual Flight Rules.

**Reported visibility.**

26. For the purposes of an aircraft taking off from or approaching to land at the Gibraltar Airport within Class B, Class C, or Class D airspace, the visibility, if any, communicated to the commander of the aircraft by the air traffic control unit shall be taken to be the flight visibility for the time being.

**Flights within controlled airspace.**

27.(1) Subject to paragraph (4), an aircraft flying within Class B airspace—

- (a) at or above flight level 100 shall remain clear of cloud and in a flight visibility of at least 8 km; and
- (b) below flight level 100,

shall remain clear of cloud and in a flight visibility of at least 5 km.

(2) Subject to paragraphs (3) and (4), an aircraft flying within Class C, Class D or Class E airspace—

- (a) at or above flight level 100, shall remain at least 1,500 metres horizontally and 1,000 feet vertically away from cloud and in a flight visibility of at least 8 km;

(b) below flight level 100, shall remain at least 1,500 metres horizontally and 1,000 feet vertically away from cloud and in a flight visibility of at least 5 km.

(3) An aircraft shall be deemed to have complied with paragraph (2)(b) if–

(a) the aircraft is not a helicopter and it–

(i) flies at or below 3,000 feet above mean sea level;

(ii) flies at a speed which, according to its airspeed indicator, is 140 knots or less; and

(iii) remains clear of cloud, with the surface in sight and in a flight visibility of at least 5 km; or

(b) the aircraft is a helicopter and it–

(i) flies at or below 3,000 feet above mean sea level; and

(ii) remains clear of cloud, with the surface in sight and in a flight visibility of at least 1,500 metres.

(4) Paragraphs (1) and (2) shall not apply to a helicopter that is air-taxiing or conducting manoeuvres in accordance with rule 6(h).

## **Flights outside controlled airspace.**

28.(1) Subject to paragraph (6), an aircraft flying outside controlled airspace at or above flight level 100 shall remain at least 1,500 metres horizontally and 1,000 feet vertically away from cloud and in a flight visibility of at least 8 km.

(2) Subject to paragraphs (3), (4), (5) and (6), an aircraft flying outside controlled airspace below flight level 100 shall remain at least 1,500 metres horizontally and 1,000 feet vertically away from cloud and in a flight visibility of at least 5 km.

(3) Paragraph (2) shall not apply to an aircraft which–

(a) flies at or below 3,000 feet above mean sea level;

(b) remains clear of cloud with the surface in sight; and

(c) is in a flight visibility of at least 5 km.

(4) Paragraph (2) shall not apply to an aircraft which is not a helicopter and which—

- (a) flies at or below 3,000 feet above mean sea level;
- (b) flies at a speed which, according to its air speed indicator, is 140 knots or less;
- (c) remains clear of cloud with the surface in sight; and
- (d) is in a flight visibility of at least 1,500 metres.

(5) Paragraph (2) shall not apply to a helicopter which—

- (a) flies at or below 3,000 feet above mean sea level;
- (b) flies at a speed which, having regard to the visibility, is reasonable;
- (c) remains clear of cloud with the surface in sight; and
- (d) is in a flight visibility of at least 1,500 metres.

(6) Paragraphs (1) and (2) shall not apply to a helicopter which is air-taxiing or conducting manoeuvres in accordance with rule 6(h).

**VFR flight plan and air traffic control clearance in Class B, Class C or Class D airspace.**

29.(1) Subject to rule 31, before an aircraft flies within Class B, Class C or Class D airspace during the notified hours of watch of the air traffic control unit, the commander of the aircraft shall—

- (a) cause to be communicated to the air traffic control unit a flight plan which complies with paragraphs (2) and (3) (as appropriate); and
- (b) obtain an air traffic control clearance to fly within that airspace.

(2) The flight plan shall contain such particulars of the flight as may be necessary to enable the air traffic control unit to issue an air traffic control clearance and for search and rescue purposes.

(3) The flight plan required for a flight in or over Gibraltar reduced vertical separation minimum airspace shall also state whether or not the



---

**CIVIL AVIATION (RULES OF THE AIR) REGULATIONS 2009**

---

aircraft is equipped with height keeping systems, as required by regulation 21 of the Regulations.

(4) The commander of an aircraft shall not cause a flight plan to be communicated to the air traffic control unit for VFR flight in Class C airspace above FL195 or along a Class C ATS route at any level unless authorised to do so by the Director.

**Maintaining continuous watch and complying with air traffic control instructions.**

30.(1) Subject to rule 31, whilst flying within Class B, Class C or Class D airspace during the notified hours of watch of the air traffic control unit, the commander of an aircraft shall—

- (a) cause a continuous watch to be maintained on the notified radio frequency appropriate to the circumstances; and
- (b) comply with any instructions which the air traffic control unit may give.

**Exceptions to rules 29 and 30.**

31.(1) Rule 29 shall not apply if the aircraft has otherwise been authorised by the air traffic control unit.

(2) Rules 29(1) and 30 shall not apply to any glider flying or intending to fly in Class B airspace notified for the purpose of this paragraph.

(3) Rules 29(1) and 30 shall not apply to any glider which—

- (a) flies during the day;
- (b) is in controlled airspace notified for the purpose of this paragraph; and
- (c) remains at least 1,500 metres horizontally and 1,000 feet vertically away from cloud and in a flight visibility of at least 8 km.

(4) Rules 29(1) and 30 shall not apply to any mechanically driven aircraft without radio equipment if—

- (a) it flies during the day;

---

**CIVIL AVIATION (RULES OF THE AIR) REGULATIONS 2009**

- (b) it is in controlled airspace notified for the purpose of this paragraph;
- (c) it remains at least 1,500 metres horizontally and 1,000 feet vertically away from cloud and in a flight visibility of at least 5 km; and
- (d) its commander has previously obtained the permission of the air traffic control unit to fly within the controlled airspace.

**SECTION 6  
Instrument Flight Rules**

**Instrument Flight Rules.**

32.(1) For flights within controlled airspace, rules 33, 34, 35, 36 and 37 shall be the Instrument Flight Rules.

(2) For flights outside controlled airspace, rules 33 and 34 shall be the Instrument Flight Rules.

**Minimum height.**

33.(1) Subject to paragraphs (2) and (3), an aircraft shall not fly at a height of less than 1,000 feet above the highest obstacle within a distance of 5 nautical miles of the aircraft unless—

- (a) it is necessary for the aircraft to do so in order to take off or land;
- (b) the aircraft flies on a route notified for the purposes of this rule;
- (c) the aircraft has been otherwise authorised by the Director; or
- (d) the aircraft flies at an altitude not exceeding 3,000 feet above mean sea level and remains clear of cloud and with the surface in sight and in a flight visibility of at least 800 metres.

(2) The aircraft shall comply with rule 5.

(3) Paragraph (1) shall not apply to a helicopter that is air-taxiing or conducting manoeuvres in accordance with rule 6(h).

**Quadrantal rule and semi-circular rule.**

**CIVIL AVIATION (RULES OF THE AIR) REGULATIONS 2009**

34.(1) Subject to paragraphs (2) and (3), an aircraft in level of flight above 3,000 feet above mean sea level or above the appropriate transition altitude, whichever is the higher, shall be flown at a level appropriate to its magnetic track, in accordance with Table 1 or Table 2, as appropriate.

(2) For the purposes of paragraph (1), the level of flight shall be measured by an altimeter set to a pressure setting of 1013.2 hectopascals.

(3) An aircraft may be flown at a level other than the level required by paragraph (1) if it flies—

- (a) in conformity with instructions given by the air traffic control unit;
- (b) in accordance with notified en-route holding patterns; or
- (c) in accordance with holding procedures notified in relation to the Gibraltar Airport.

(4) For the purposes of this rule “transition altitude” means the altitude which is notified in relation to flights over notified areas.

**Table 1—Flights At Levels Below 19,500 Feet**

<i>Magnetic Track</i>	<i>Cruising Level</i>
Less than 90°	Odd thousands of feet
90° but less than 180°	Odd thousands of feet + 500 feet
180° but less than 270°	Even thousands of feet
270° but less than 360°	Even thousands of feet + 500 feet

**Table 2—Flights At Levels Above 19,500 Feet**

<i>Magnetic Track</i>	<i>Cruising Level</i>
Less than 180°	21,000 feet
	23,000 feet
	25,000 feet
	27,000 feet
	29,000 feet
	31,000 feet
	33,000 feet
	35,000 feet
	37,000 feet
	39,000 feet

---

**CIVIL AVIATION (RULES OF THE AIR) REGULATIONS 2009**


---

	41,000 feet or higher levels at intervals of 4,000 feet
180° but less than 360°	20,000 feet
	22,000 feet
	24,000 feet
	26,000 feet
	28,000 feet
	30,000 feet
	32,000 feet
	34,000 feet
	36,000 feet
	38,000 feet
	40,000 feet
	43,000 feet or higher levels at intervals of 4,000 feet

**Flight plan and air traffic control clearance.**

35.(1) Before an aircraft either takes off from a point within any controlled airspace or otherwise flies within any controlled airspace, the commander of the aircraft shall—

- (a) send or transmit a flight plan complying with paragraph (2) to the air traffic control unit; and
- (b) obtain an air traffic control clearance based on that flight plan.

(2) The flight plan shall—

- (a) contain such particulars of the intended flight as may be necessary to enable the air traffic control unit to issue an air traffic control clearance and for search and rescue purposes; and
- (b) for a flight in or over Gibraltar reduced vertical separation minimum airspace, also state whether or not the aircraft is equipped with height keeping systems as required by regulation 21 of the Regulations.

(3) Unless he has requested the air traffic control unit to cancel his flight plan, the commander of the aircraft shall forthwith inform that unit when the aircraft lands within or leaves the controlled airspace.

**Compliance with air traffic control clearance and notified procedures.**

36.(1) Subject to paragraph (2), the commander of the aircraft shall fly in conformity with—

- (a) the air traffic control clearance issued for the flight, as amended by any further instructions given by the air traffic control unit; and, unless he is otherwise authorised by the air traffic control unit,
- (b) the instrument departure procedures notified in relation to the Gibraltar Airport; and
- (c) the holding and instrument approach procedures notified in relation to the Gibraltar Airport.

(2) The commander of the aircraft shall not be required to comply with paragraph (1) if—

- (a) he is able to fly in uninterrupted Visual Meteorological Conditions for so long as he remains in controlled airspace; and
- (b) he has informed the air traffic control unit of his intention to continue the flight in compliance with Visual Flight Rules and has requested that unit to cancel his flight plan.

(3) If any deviation is made from the provisions of paragraph (2) for the purpose of avoiding immediate danger the commander of the aircraft shall inform the air traffic control unit of the deviation as soon as possible.

## **Position reports.**

37. The commander of an aircraft in IFR flight who flies in or is intending to enter controlled airspace shall report to the air traffic control unit the time, position and level of the aircraft at such reporting points or at such intervals of time as may be notified for this purpose or as may be directed by the air traffic control unit.

## **SECTION 7**

### **Gibraltar Airport Traffic Rules**

#### **Application of Gibraltar Airport traffic rules.**

38. The rules in this Section which expressly apply to flying machines shall also be observed, so far as is practicable, by all other aircraft.

#### **Visual signals.**

39.(1) Subject to paragraph (2), the commander of a flying machine on, or in the pattern of traffic flying at, the Gibraltar Airport shall—

- (a) observe such visual signals as may be displayed at or directed to him from the Gibraltar Airport by the airfield operator; and
- (b) obey any instructions which may be given to him by means of such signals.

(2) The commander of a flying machine shall not be required to obey such signals if it is inadvisable to do so in the interests of safety.

**Movement of aircraft at the Gibraltar Airport.**

40. An aircraft shall not taxi on the apron or the manoeuvring area of the Gibraltar Airport without the permission of the air traffic control unit at the Gibraltar Airport.

**Access to and movement of persons and vehicles at the Gibraltar Airport.**

41.(1) Unless there is a right of way over it, or the Government shall have authorised it, a person or vehicle shall—

- (a) not go onto any part of the Gibraltar Airport without the permission of the person in charge of that part of the Gibraltar Airport; and
- (b) comply with any conditions subject to which that permission may be granted.

(2) A person or vehicle shall—

- (a) not go onto or move on the manoeuvring area at the Gibraltar Airport without the permission of the air traffic control unit; and
- (b) comply with any conditions subject to which that permission may be granted.

(3) Any permission granted for the purposes of this rule may be granted in respect of persons or vehicles generally, or in respect of any particular person or vehicle or any class of person or vehicle.

**Right of way on the ground.**

---

**CIVIL AVIATION (RULES OF THE AIR) REGULATIONS 2009**

42.(1) This rule shall apply to flying machines and vehicles on any part of the Gibraltar Airport provided for the use of aircraft.

(2) Notwithstanding any air traffic control clearance, it shall remain the duty of the commander of a flying machine to take all possible measures to ensure that his flying machine does not collide with any other aircraft or vehicle.

(3) Flying machines and vehicles shall give way to aircraft which are taking off or landing.

(4) Vehicles and flying machines which are not taking off or landing shall give way to vehicles towing aircraft.

(5) Vehicles which are not towing aircraft shall give way to aircraft.

**Action to be taken in case of danger of collision on the ground.**

43.(1) Subject to rules 42 and 14(3), this rule shall apply if there is any danger of collision between two flying machines on the ground.

(2) If the two flying machines are approaching head-on, or approximately so, each shall alter its course to the right.

(3) If the two flying machines are on converging courses, the flying machine which has the other flying machine on its right shall give way to that other flying machine and shall avoid crossing ahead of it unless passing well clear of it.

(4) A flying machine which is being overtaken by another flying machine shall have the right-of-way over the flying machine overtaking it.

(5) A flying machine which is overtaking another flying machine shall keep out of the way of the other flying machine by altering its course to the left until that other flying machine has been passed and is clear, notwithstanding any change in the relative positions of the two flying machines.

(6) A vehicle shall—

- (a) overtake another vehicle on the left hand side of that vehicle; and
- (b) keep to the right when passing another vehicle which is approaching head-on or approximately so.

**Launching, picking up and dropping of tow ropes, etc.**

44.(1) Tow ropes, banners or similar articles towed by aircraft shall not be launched at the Gibraltar Airport except in accordance with arrangements made with the air traffic control unit.

(2) Tow ropes, banners or similar articles towed by aircraft shall not be picked up by or dropped from aircraft at the Gibraltar Airport except—

- (a) in accordance with arrangements made with the air traffic control unit; or
- (b) in the area designated by the marking described in rule 59(9), but only when the aircraft is flying in the direction appropriate for landing.

**Flights within the aerodrome traffic zone of the Gibraltar Airport.**

45.(1) Paragraphs (2) and (3) shall apply at the Gibraltar Airport during the notified hours of watch of the air traffic control unit.

(2) An aircraft shall not fly, take off or land within the aerodrome traffic zone of the Gibraltar Airport unless the commander of the aircraft has obtained the permission of the air traffic control unit to enable the flight to be conducted safely within the zone.

(3) The commander of an aircraft flying within the aerodrome traffic zone of the Gibraltar Airport shall—

- (a) cause a continuous watch to be maintained on the appropriate radio frequency notified for communications at the Gibraltar Airport; or
- (b) if this is not possible, cause a watch to be kept for such instructions as may be issued by visual means; and
- (c) if the aircraft is fitted with means of communication by radio with the ground, communicate his position and height to the air traffic control unit on entering the zone and immediately prior to leaving it.

**SECTION 8**

**Lights And Other Signals To Be Shown Or Made By Aircraft**

**General.**



---

**CIVIL AVIATION (RULES OF THE AIR) REGULATIONS 2009**

---

46.(1) For the purposes of this Section the horizontal plane of a light shown by an aircraft means the plane which would be the horizontal plane passing through the source of that light if the aircraft were in level flight.

(2) If it is necessary to fit more than one lamp in order to show a light required by this Section because of the physical construction of an aircraft, the lamps shall be so fitted and constructed that, so far as is reasonably practicable, not more than one such lamp is visible from any one point outside the aircraft.

(3) If a light is required by this Section to show through specified angles in the horizontal plane, the lamps giving such light shall be so constructed and fitted that the light is visible—

- (a) from any point in any vertical plane within those angles throughout angles of 90° above and below the horizontal plane; but
- (b) so far as is reasonably practicable, through no greater angle, either in the horizontal plane or the vertical plane.

(4) If a light is required by this Section to show in all directions, the lamps giving such light shall be so constructed and fitted that, so far as is reasonably practicable, the light is visible from any point in the horizontal plane and on any vertical plane passing through the source of that light.

(5) Notwithstanding the provisions of this Section, the commander of an aircraft may switch off or reduce the intensity of any flashing light fitted to the aircraft if such a light does or is likely to—

- (a) adversely affect the performance of the duties of any member of the flight crew; or
- (b) subject an outside observer to unreasonable dazzle.

**Display of lights by aircraft.**

47.(1) During the night an aircraft shall—

- (a) display such of the lights specified in this Section as it is required by this Section; and
- (b) subject to rule 49(6), not display any other lights which might obscure or otherwise impair the visibility of, or be mistaken for, such lights.

(2) Subject to rule 48(4), an aircraft fitted with an anti-collision light shall display that light in flight during the day.

(3) A flying machine at the Gibraltar Airport shall—

- (a) during the night display either the lights which it would be required to display when flying or the lights specified in rule 49(5)(c) unless it is stationary on the apron or on that part of the Gibraltar Airport provided for the maintenance of aircraft; and
- (b) during the day and night display a red anti-collision light, if it is fitted with one, when it is stationary on the apron with engines running.

**Failure of navigation and anti-collision lights.**

48.(1) Paragraphs (2), (3) and (4) shall apply to aircraft in Gibraltar.

(2) An aircraft shall not depart from the Gibraltar Airport if there is a failure of any light which these Rules require to be displayed at night and the light cannot be immediately repaired or replaced.

(3) Subject to paragraph (4), if the aircraft is in flight and any such light as is referred to in paragraph (2) fails and cannot be immediately repaired or replaced, the aircraft shall land as soon as it can safely do so, unless authorised by the air traffic control unit to continue its flight.

(4) An aircraft may continue to fly during the day in the event of a failure of an anti-collision light provided the light is repaired at the earliest practicable opportunity.

**Flying machines at night.**

49.(1) Subject to paragraph (3), a flying machine flying at night shall display lights in accordance with the systems of lights in paragraph (2).

(2) The systems of lights referred to in paragraph (1) are as follows—

- (a) a steady green light of at least five candela showing to the starboard side through an angle of 110° from dead ahead in the horizontal plane, a steady red light of at least five candela showing to the port side through an angle of 110° from dead ahead in the horizontal plane; and a steady white light of at least three candela showing through angles of 70° from dead astern to each side in the horizontal plane;

- (b) the lights specified in sub-paragraph (a) and an anti-collision light;
- (c) the lights specified in sub-paragraph (a), but all being flashing lights (rather than steady lights) flashing together;
- (d) the lights specified in sub-paragraph (a), but all being flashing lights (rather than steady lights) flashing together in alternation with one or both of the following—
  - (i) a flashing white light of at least twenty candela showing in all directions;
  - (ii) a flashing red light of at least twenty candela showing through angles of 70° from dead astern to each side in the horizontal plane.

(3) If the lamp showing either the red or the green light specified in paragraph (2) (a) is fitted more than 2 metres from the wing tip, another lamp may be fitted at the wing tip to indicate its position showing a steady light of the same colour through the same angle.

### **Gliders at night.**

50. A glider flying at night shall display either a steady red light of at least five candela, showing in all directions, or lights in accordance with rule 49 (2) and (3).

### **Free balloons at night.**

51. A free balloon flying at night shall display a steady red light of at least five candela showing in all directions, suspended not less than 5 metres and not more than 10 metres below the basket, or if there is no basket, below the lowest part of the balloon.

### **Captive balloons and kites at night.**

52.(1) A captive balloon or kite flying at night at a height exceeding 60 metres above the surface shall display lights in accordance with paragraphs (2), (3) and (4).

(2) A group of two steady lights shall be displayed consisting of a white light placed 4 metres above a red light, both being of at least five candela and showing in all directions, the white light being placed not less than 5

metres nor more than 10 metres below the basket or, if there is no basket, below the lowest part of the balloon or kite.

(3) On the mooring cable of the balloon or kite, at intervals of not more than 300 metres measured from the group of lights specified in paragraph (2), there shall be displayed—

- (a) groups of two lights of the colour and power and in the relative positions specified in paragraph (2); and
- (b) if the lowest group of lights is obscured by cloud, an additional group of such lights below the cloud base.

(4) On the surface of the ground there shall be displayed a group of three flashing lights arranged—

- (a) in a horizontal plane at the apexes of a triangle, approximately equilateral, each side of which measures at least 25 metres;
- (b) so that one side of the triangle shall be approximately at right angles to the horizontal projection of the cable and shall be delimited by two red lights; and
- (c) so that the third light shall be a green light, placed so that the triangle encloses the object on the surface to which the balloon or kite is moored.

#### **Captive balloons and kites by day.**

53.(1) A captive balloon flying by day at a height exceeding 60 metres above the surface shall have attached to its mooring cable tubular streamers which are—

- (a) not less than 40 centimetres in diameter and 2 metres in length; and
- (b) marked with alternate bands of red and white 50 centimetres wide at intervals of not more than 200 metres measured from the basket or, if there is no basket, from the lowest part of the balloon.

(2) A kite flying by day at a height exceeding 60 metres above the surface shall have attached to its mooring cable either—

- (a) tubular streamers as specified in paragraph (1); or

- (b) at intervals of not more than 100 metres measured from the lowest part of the kite, streamers not less than 80 centimetres long and 30 centimetres wide at their widest point, marked with alternate bands of red and white 10 centimetres wide.

## **Airships at night.**

54.(1) Except as provided in paragraph (2), an airship flying at night shall display the following lights—

- (a) a steady white light of at least five candela showing through angles of  $110^\circ$  from dead ahead to each side in the horizontal plane;
- (b) a steady green light of at least five candela showing to the starboard side through an angle of  $110^\circ$  from dead ahead in the horizontal plane;
- (c) a steady red light of at least five candela showing to the port side through an angle of  $110^\circ$  from dead ahead in the horizontal plane;
- (d) a steady white light of at least five candela showing through angles of  $70^\circ$  from dead astern to each side in the horizontal plane; and
- (e) an anti-collision light.

(2) Subject to paragraph (5), an airship flying at night in any of the circumstances referred to in paragraph (3) shall display the lights specified in paragraph (4).

(3) The circumstances are as follows—

- (a) if the airship is not under command;
- (b) has voluntarily stopped its engines; or
- (c) is being towed.

(4) The lights specified are the following lights—

- (a) the white lights specified in paragraph (1)(a) and (d);
- (b) two steady, red lights, each of at least five candela, showing in all directions, suspended below the control car so that one is at

least 4 metres above the other and at least 8 metres below the control car; and

- (c) if the airship is making way but not otherwise, the green and red lights specified in paragraph (1)(b) and (c).

(5) An airship picking up its moorings at night shall display the lights specified in paragraph (1).

(6) An airship moored to a mooring mast within Gibraltar at night shall display, at or near the rear of the airship, a steady, white light of at least five candela showing in all directions.

(7) An airship moored otherwise than to a mooring mast within Gibraltar at night shall display—

- (a) a white light of at least five candela showing through angles of 110° from dead ahead to each side in the horizontal plane; and
- (b) a white light of at least five candela showing through angles of 70° from dead astern on each side in the horizontal plane.

**Airships by day.**

55.(1) An airship flying during the day in any of the circumstances referred to in paragraph (2) shall display two black balls suspended below the control car so that one is at least 4 metres above the other and at least 8 metres below the control car.

(2) The circumstances are as follows—

- (a) if the airship is not under command;
- (b) if it has voluntarily stopped its engines; or
- (c) if it is being towed.

(3) For the purposes of this rule and rule 54—

- (a) an airship shall be deemed not to be under command when it is unable to execute a manoeuvre which it may be required to execute by these Rules; and
- (b) an airship shall be deemed to be making way when it is not moored and is in motion.

## SECTION 9

## Gibraltar Airport Signals And Markings—Visual And Aural Signals

**General.**

56.(1) Within Gibraltar any signal or marking which is specified in this Section and which is given or displayed—

- (a) by any person in an aircraft; or
- (b) at the Gibraltar Airport;

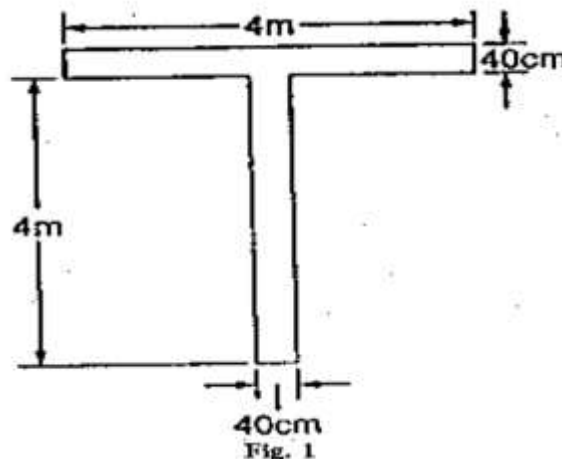
shall have the meaning assigned to it in this Section.

(2) Apart from those referred to in rule 60(6) and the distances at which markings must be placed, all dimensions of signals or markings specified in this Section shall be subject to a tolerance of 10 per cent, plus or minus.

**Signals in the Signals Area.**

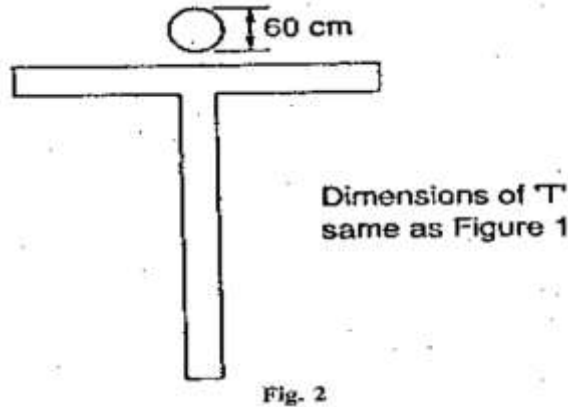
57.(1) Whenever any signal specified in this rule is displayed it shall be placed in a signals area, which shall be a square visible from all directions bordered by a white strip 30 centimetres wide and with the internal sides measuring 12 metres.

- (2) A white landing T, as illustrated in this paragraph,



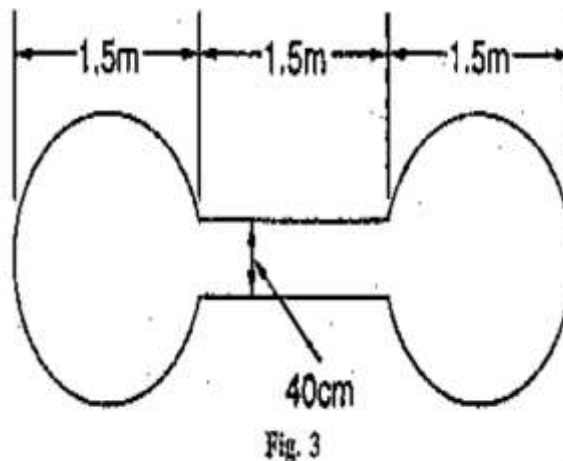
signifies that aeroplanes and gliders taking off or landing shall do so in a direction parallel with the shaft of the T and towards the cross arm, unless otherwise authorised by the air traffic control unit.

(3) A white disc 60 centimetres in diameter displayed alongside the cross arm of the T and in line with the shaft of the T, as illustrated in this paragraph,



signifies that the direction of landing and take off do not necessarily coincide.

(4) A white dumb-bell, as illustrated in this paragraph,



signifies that movements of aeroplanes and gliders on the ground shall be confined to paved, metalled or similar hard surfaces.

A white dumb-bell, as described in paragraph (4), but with a black strip 60 centimetres wide across each disc at right angles to the shaft of the dumb-bell, as illustrated in this paragraph,



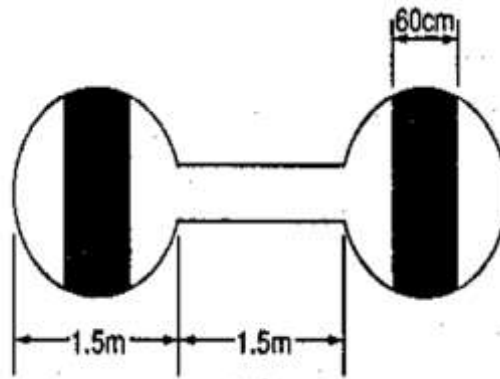


Fig. 4

signifies that aeroplanes and gliders taking off or landing shall do so on the runway at the Gibraltar Airport but that movement on the ground is not confined to paved, metalled or similar hard surfaces.

(5) A red and yellow striped arrow, as illustrated in this paragraph,

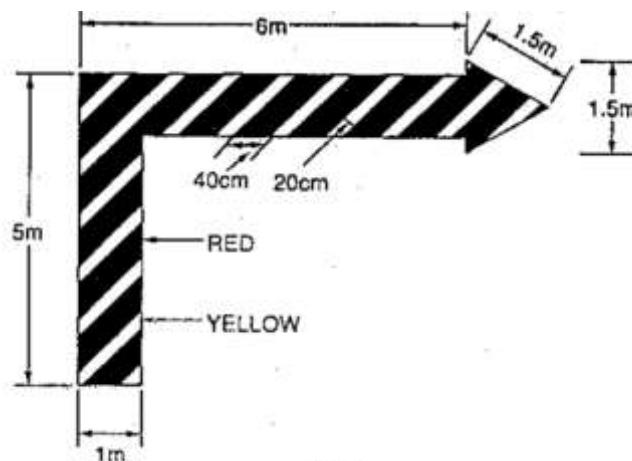


Fig. 5

the shaft of which is one metre wide and which is placed along the whole or a total of 11 metres of two adjacent sides of the signals area, and pointing in a clockwise direction, signifies that a right-hand circuit is in force.

(6) A red panel 3 metres square with a yellow strip along one diagonal 50 centimetres wide, as illustrated in this paragraph,

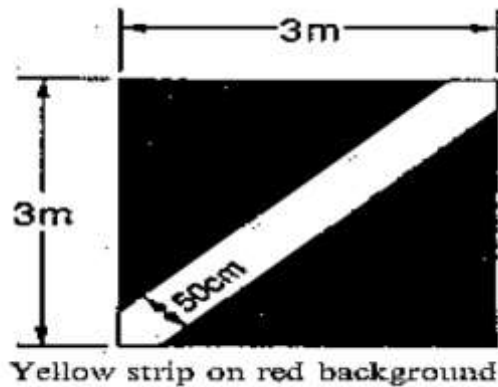


Fig. 6

signifies that the state of the manoeuvring area is poor and pilots must exercise special care when landing.

(7) A red panel 3 metres square with a yellow strip 50 centimetres wide along each diagonal, as illustrated in this paragraph,


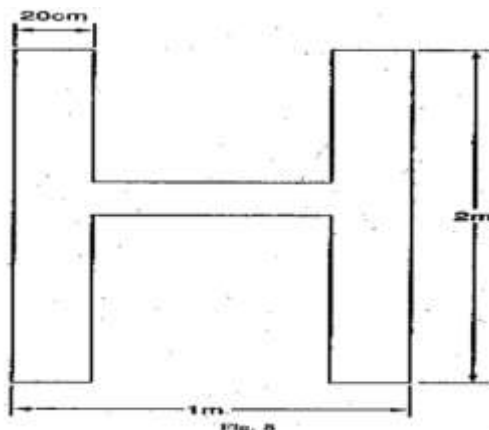


Fig. 7

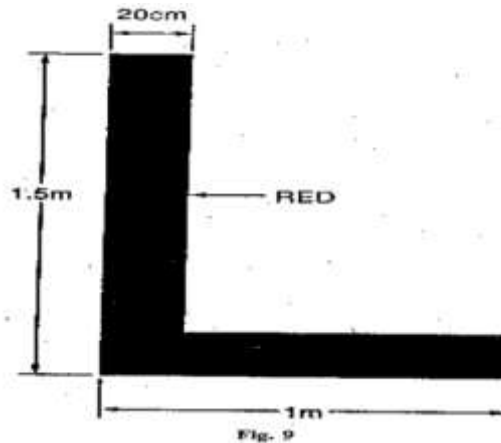
signifies that the Gibraltar Airport is unsafe for the movement of aircraft and that landing at the Gibraltar Airport is prohibited.

(8) A white letter H, as illustrated in this paragraph,



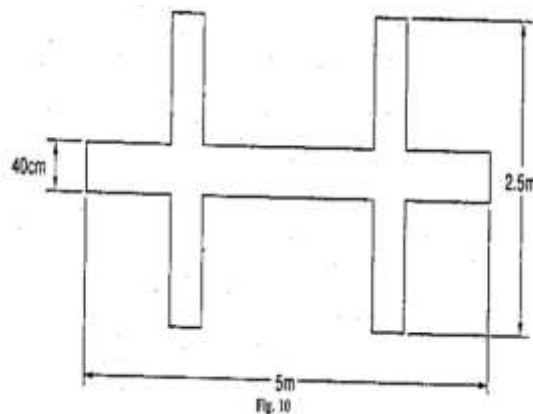
signifies that helicopters shall take off and land only within the area designated by the marking specified in rule 59(7).

(9) A red letter L displayed on the dumb-bell specified in paragraphs (4) and (5), as illustrated in this paragraph,



signifies that light aircraft are permitted to take off and land either on the runway at the Gibraltar Airport or on the area designated by the marking specified in rule 59(8).

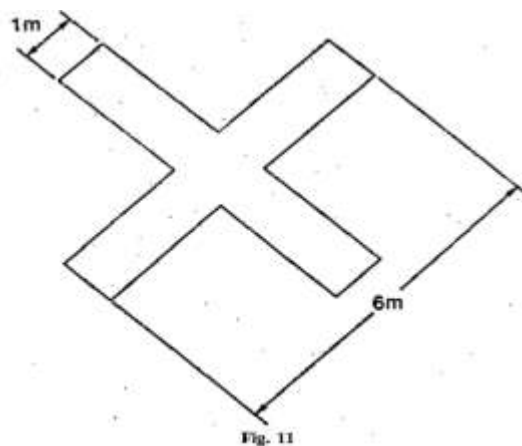
(10) A white double cross, as illustrated in this paragraph,



signifies that glider flying is in progress.

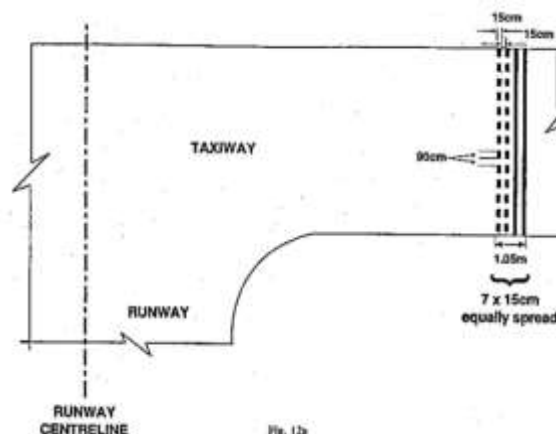
**Markings for paved runways and taxiways.**

58.(1) Two or more white crosses, as illustrated in this paragraph,



displayed on the runway or taxiway at the Gibraltar Airport, with each arm of each cross at an angle of  $45^\circ$  to the centre line of the runway, at intervals of not more than 300 metres, signify that the section of the runway or taxiway marked by them is unfit for the movement of aircraft.

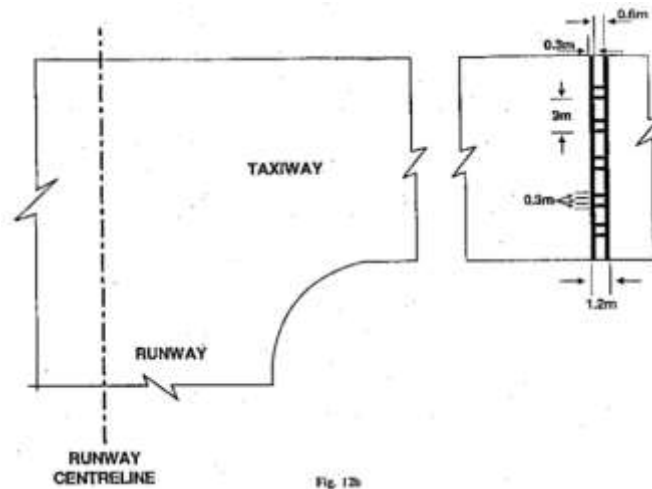
(2) Subject to paragraph (3), two yellow broken lines and two continuous lines, as illustrated in this paragraph,



signify the designated visual holding position associated with the runway at the Gibraltar Airport beyond which no part of a flying machine or vehicle shall project in the direction of the runway without permission from the air traffic control unit during the notified hours of watch of that unit.

(3) Outside the notified hours of watch of that unit the markings referred to in paragraph (2) signify the position closest to the runway beyond which no part of a flying machine or vehicle shall project in the direction of the runway when the flying machine or vehicle is required by virtue of rule 42(3) to give way to aircraft which are taking off from or landing on the runway.

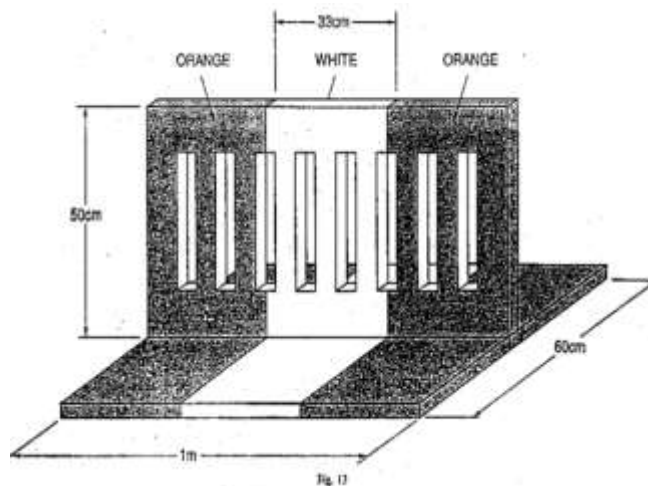
(4) Subject to paragraph (6), a yellow marking, as illustrated in this paragraph,



signifies a holding position other than that closest to the runway beyond which no part of a flying machine or vehicle shall project in the direction of the runway without permission from the air traffic control unit during the notified hours of watch of that unit.

(5) Outside the notified hours of watch of that unit the marking referred to in paragraph (4) may be disregarded.

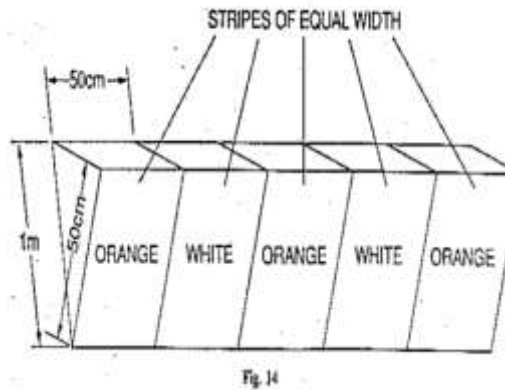
(6) Orange and white markers, as illustrated in this paragraph,



spaced no more than 15 metres apart, signify the boundary of that part of a paved runway, taxiway or apron which is unfit for the movement of aircraft.

**Markings on unpaved manoeuvring areas.**

59.(1) Markers with orange and white stripes of an equal width of 50 centimetres, with an orange stripe at each end, alternating with flags 60 centimetres square showing equal orange and white triangular areas, spaced not more than 90 metres apart as illustrated in this paragraph,




indicate the boundary of an area unfit for the movement of aircraft.

(2) One or more white crosses, as specified in rule 58(1), also indicate such an area as is referred to in paragraph (1).

(3) Striped markers, as specified in paragraph (1), spaced not more than 45 metres apart, indicate the boundary of the Gibraltar Airport.

(4) On structures markers with orange and white vertical stripes, of an equal width of 50 centimetres, with an orange stripe at each end, spaced not more than 45 metres apart, as illustrated in this paragraph,

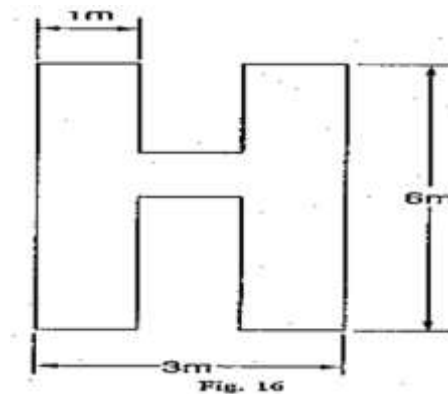


indicate the boundary of the Gibraltar Airport.

(5) The pattern of the marker referred to in paragraph (4) shall be visible from inside and outside the Gibraltar Airport and the marker shall be affixed not more than 15 centimetres from the top of the structure.

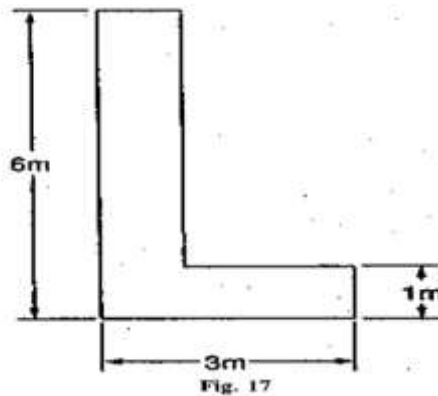
(6) White, flat, rectangular markers 3 metres long and 1 metre wide, at intervals not exceeding 90 metres, flush with the surface of an unpaved runway or stopway, indicate the boundary of the unpaved runway or stopway.

(7) A white letter H, as illustrated in this paragraph,



indicates an area which shall be used only for the taking off and landing of helicopters.

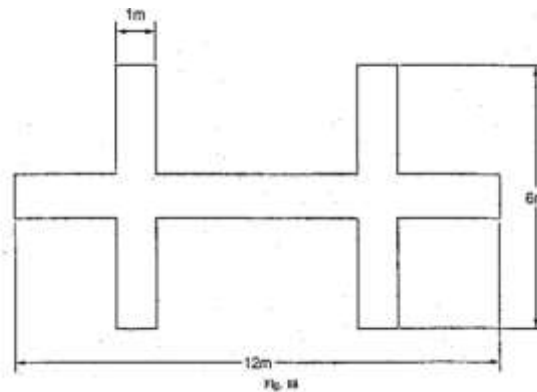
(8) A white letter L, as illustrated in this paragraph,



indicates a part of the manoeuvring area which shall be used only for the taking off and landing of light aircraft.

(9) A yellow cross with two arms each 6 metres long by 1 metre wide at right angles, indicates that tow ropes, banners and similar articles towed by aircraft shall only be picked up and dropped in the area in which the cross is placed.

(10) A white double cross, as illustrated in this paragraph,



indicates an area which shall be used only for the taking off and landing of gliders.

(11) A white landing T, as specified in rule 57(2), placed at the left-hand side of the runway (when viewed from the direction of landing) indicates the runway to be used for take-off and landing.

#### **Signals visible from the ground.**

60.(1) A black ball, 60 centimetres in diameter, suspended from a mast signifies that the directions of take off and landing are not necessarily the same.

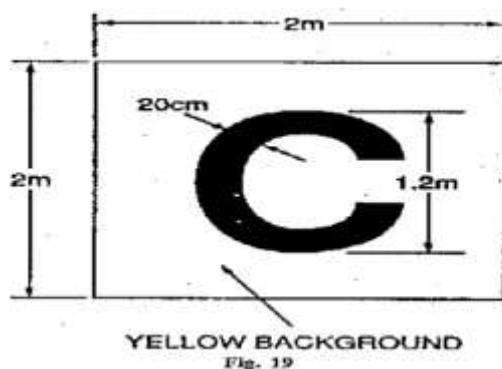
(2) A chequered flag or board, 1.2 metres by 90 centimetres, containing 12 equal squares, 4 horizontally and 3 vertically, coloured red and yellow alternately, signifies that aircraft may move on the manoeuvring area and apron only in accordance with the permission of the air traffic control unit.

(3) Two red balls, 60 centimetres in diameter, positioned vertically one above the other, 60 centimetres apart and suspended from a mast, signify that glider flying is in progress at the Gibraltar Airport.

(4) Black, Arabic numerals in two-figure groups placed against a yellow background, indicate the direction for take-off or the runway in use.

(5) A black letter C against a yellow background, as illustrated in this paragraph,





indicates the position at which a pilot can report to the air traffic control unit or to the person in charge of the Gibraltar Airport.

(6) A rectangular green flag of not less than 60 centimetres square and not more than 66 centimetres square, flown from a mast, indicates that a right-hand circuit is in force.

#### **Lights and pyrotechnic signals for control of aerodrome traffic.**

61. Each signal described in column 1 of Table 3 shall have the meanings respectively appearing in columns 2, 3 and 4 of the Table in the circumstances specified in the second row of the Table.

**Table 3—Meaning Of Lights And Pyrotechnic Signals**

<i>Column 1</i>	<i>Column 2</i>	<i>Column 3</i>	<i>Column 4</i>
<i>Characteristic and colour of light beam or pyrotechnic</i>	<i>Directed from an aerodrome to an aircraft in flight</i>	<i>Directed from an aerodrome To an aircraft or vehicle on the aerodrome</i>	<i>Directed from an aircraft in flight to an aerodrome</i>
(a) Continuous red light.	Give way to other aircraft and continue circling.	Stop.	–
(b) Red pyrotechnic light, or red flare.	Do not land; wait for permission	–	Immediate assistance is required
(c) Red flashes.	Do not land; aerodrome not available for landing.	Move clear of landing area.	–
(d) Green flashes.	Return to aerodrome; wait for permission to land.	To an aircraft: you may move on the manoeuvring area and apron. To a vehicle: you may move on the manoeuvring area.	–
(e) Continuous green light.	You may land.	You may take off (not applicable to a vehicle).	–
(f) Continuous green light, or green flashes, or green pyrotechnic light.	–	–	By night: May I land? By day: May I land from direction different from that indicated by landing T?
(g) White flashes.	Land at the aerodrome after receiving continuous green light,	Return to starting point on the aerodrome.	I am compelled to land.




	and then after receiving green flashes, proceed to the apron.		
(h) White pyrotechnic lights. Switching on and off the navigation lights. Switching on and off the landing lights.	—	—	I am compelled to land.




**Marshalling signals (from a marshaller to an aircraft).**




62.(1) Each of the signals for the guidance of aircraft manoeuvring on or off the ground, described in column 1 of Table 4 and as illustrated in column 3, when given by a marshaller to an aircraft, shall have the meanings specified in column 2 of the Table.




(2) By day any such signals shall be given by hand or by circular bats and by night shall be given by torches or by illuminated wands.




<i>Column 1</i>	<i>Column 2</i>	<i>Column 3</i>
<i>Description of Signal</i>	<i>Meaning of signal</i>	<i>Illustration of signal</i>
1. Raise right hand above head level with wand pointing up; move left-hand wand pointing down toward body.	Wingwalker/guide —This signal provides an indication by a person positioned at the aircraft wing tip, to the pilot/marshaller/pushback operator, that the aircraft movement on/off a parking position would be unobstructed.	

		
<p>2. Raise fully extended arms straight above head with wands pointing up</p>	<p>Identify gate</p>	
<p>3. Point both arms upward, move and extend arms outward to sides of body and point with wands to direction of next signalman or taxi area.</p>	<p>Proceed to next signalman or as directed by tower/ground control</p>	

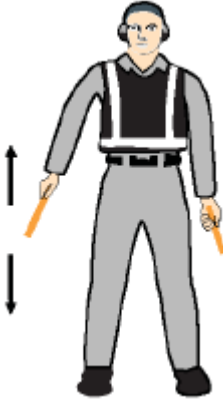


<p>4. Bend extended arms at elbows and move wands up and down from chest height to head.</p>	<p>Straight ahead</p>	
<p>5.(a) With right arm and wand extended at a 90-degree angle to body, make “come ahead” signal with left hand. The rate of signal motion indicates to pilot the rate of aircraft turn.</p>	<p>Turn left (from pilot’s point of view)</p>	
<p>5.(b) With left arm and wand extended at a 90-degree angle to body, make “come ahead” signal with right hand. The rate of signal motion indicates to pilot the rate of aircraft turn.</p>	<p>Turn right (from pilot’s point of view)</p>	





<p>6.(a) Fully extend arms and wands at a 90-degree angle to sides and slowly move to above head until wands cross.</p>	<p>Normal stop</p>	
<p>6.(b) Abruptly extend arms and wands to top of head, crossing wands.</p>	<p>Emergency stop</p>	
<p>7.(a) Raise hand just above shoulder height with open palm. Ensuring eye contact with flight crew, close hand into a fist. Do Not move until receipt of "thumbs up" acknowledgement from flight crew.</p>	<p>Set brakes</p>	




<p>7.(b) Raise hand just above shoulder height with hand closed in a fist. Ensuring eye contact with flight crew, open palm. Do not move until receipt of “thumbs up” acknowledgement from crew.</p>	<p>Release brakes</p>	
<p>8.(a) With arms and wands fully extending above head, move wands inwards in a “jabbing” motion until wands touch. Ensure acknowledgement is received from flight crew.</p>	<p>Chocks inserted</p>	
<p>8.(b) With arms and wands fully extended above head, move wands outward in “jabbing” motion. Do not remove chocks until authorised by crew.</p>	<p>Chocks removed</p>	

<p>9. Raise right arm to head level with wand pointing up and start a circular motion with hand; at the same time, with left arm raised above head level, point to engine to be started.</p>	<p>Start engine(s)</p>	
<p>10. Extend arm with wand forward of body at shoulder level; move hand and wand to top of left shoulder and draw wand to top of right shoulder in a slicing motion across throat.</p>	<p>Cut engine(s)</p>	
<p>11. Move extended arms downwards in a "patting" gesture, moving wands up and down from waist to knees.</p>	<p>Slow down</p>	



<p>12. With arms down and wands toward ground, wave either right or left wand up and down indicating engine(s) on left or right side respectively should be slowed down.</p>	<p>Slow down engine(s) on indicated side</p>	
<p>13. With arms in front of body at waist height, rotate arms in a forward motion. To stop rearward movement, use signal 6.(a) or 6.(b).</p>	<p>Move Back</p>	
<p>14.(a) Point left arm with wand down and bring right arm from overhead vertical position to horizontal forward position, repeating right-arm movement.</p>	<p>Turns while backing (for tail to starboard)</p>	

<p>14.(b) Point right arm with wand down and bring left arm from overhead vertical position to horizontal position, repeating left-arm movement.</p>	<p>Turns while backing (for tail to port)</p>	
<p>15. Raise right arm to head level with wand pointing up or display hand with “thumbs up”; left arm remains at side by knee.</p>	<p>Affirmative/all clear - This signal is also used as a technical/ servicing communication signal.</p>	
<p>16. Fully extend arms and wands at a 90-degree angle to sides.</p>	<p>Hover</p>	
<p>17. Fully extend arms and wands at a 90-degree angle to sides and, with palms turned up, move hands upwards. Speed of movement</p>	<p>Move upwards</p>	


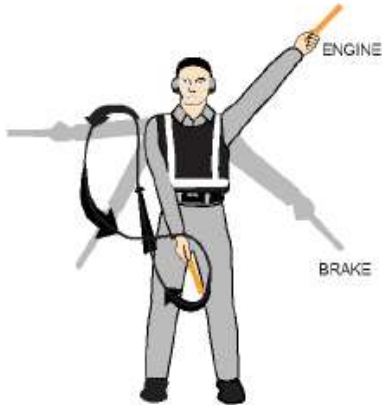

<p>indicates rate of ascent.</p>		
<p>18. Fully extend arms and wands at a 90-degree angle to sides and, with palms turned down, move hands downwards .Speed of movement indicates rate of descent.</p>	<p>Move downwards</p>	
<p>19.(a) Extend arm horizontally at a 90-degree angle to right side of body. Move other arm in same direction in a sweeping motion.</p>	<p>Move horizontally left (from pilot's point of view)</p>	
<p>19.(b) Extend arm horizontally at a 90-degree angle to left side of body. Move other arm in same direction in a sweeping motion.</p>	<p>Move horizontally right (from pilot's point of view)</p>	



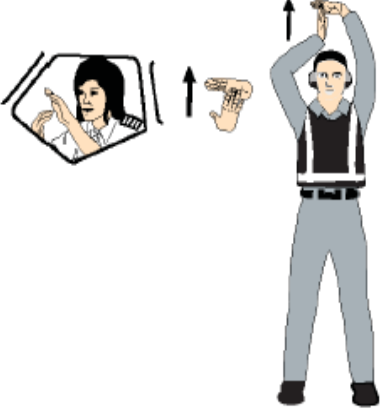
2009-05



Revoked  
Subsidiary  
2009/009



Civil Aviation

CIVIL AVIATION (RULES OF THE AIR) REGULATIONS 2009

<p>20. Cross arms with wands downwards and in front of body.</p>	<p>Land</p>	
<p>21. Move right hand wand in a “fanning” motion from shoulder to knee, while at the same time pointing with left-hand wand to area of fire.</p>	<p>Fire</p>	
<p>22. Fully extend arms and wands downwards at a 45-degree angle to sides. Hold position until aircraft is clear for next manoeuvre.</p>	<p>Hold position/stand by</p>	

<p>23. Perform a standard salute with right hand and/or wand to dispatch the aircraft. Maintain eye contact with flight crew until aircraft has begun to taxi.</p>	<p>Dispatch aircraft</p>	
<p>24. Extend right arm fully above head and close fist or hold wand in horizontal position; left arm remains at side by knee.</p>	<p>Do not touch controls (technical/ servicing communication signal)</p>	
<p>25. Hold arms fully extended above head, open left hand horizontally and move finger tips of right hand into a touch open palm of left hand (forming a "T"). At night, illuminated wands can also be used to form the "T" above head.</p>	<p>Connect ground power (technical/ servicing communication signal)</p>	

<p>26. Hold arms fully extended above head with finger tips of right hand touching open horizontal palm of left hand (forming a “T”); then move right hand away from the left. Do not disconnect power until authorised by flight crew. At night illuminated wands can also be used to form the “T” above head.</p>	<p>Disconnect power (technical/ servicing communication signal)</p>	
<p>27. Hold right arm straight out at 90 degrees from shoulder and point wand down to ground or display hand with “thumbs down”; left hand remains at side by knee.</p>	<p>Negative (technical/ servicing communication signal)</p>	

<p>28. Extend both arms at 90 degrees from body and move hands to cup both ears.</p>	<p>Establish communication via interphone (technical/ servicing communication signal)</p>	
<p>29. With right arm at side and left arm raised above head at a 45-degree angle, move right arm in a sweeping motion towards top of left shoulder</p>	<p>Open/close stairs (technical/ servicing communication signal) - This signal is intended mainly for aircraft with the set of integral stairs at the front</p>	

**Marshalling signals (from a pilot of an aircraft to a marshaller).**

63. Each of the signals described in column 1 of Table 5, when made by a pilot in an aircraft to a marshaller on the ground, shall have the meanings specified in column 2 of the Table:

**Table 5—Meaning of Marshalling Signals (from a pilot of an aircraft to a marshaller).**

<i>Column 1</i> <i>Description of Signal</i>	<i>Column 2</i> <i>Meaning of Signal</i>
<p>1. Raise arm and hand with fingers extended horizontally in front of face, then clench fist.</p>	<p>Brakes engaged.</p>
<p>2. Raise arm with fist clenched horizontally in front of face, then extend fingers.</p>	<p>Brakes released.</p>
<p>3. Arms extended palms facing outwards, move hands inwards to cross in front of face.</p>	<p>Insert chocks.</p>

4. Hands crossed in front of face, palms facing outwards, move arms outwards.	Remove chocks.
5. Raise the number of fingers on one hand indicating the number of the engine to be started. For this purpose the aircraft engines shall be numbered in relation to the marshaller facing the aircraft, from his right to his left. For example, No. 1 engine shall be the port outer engine, No. 2 engine shall be the port inner engine, No. 3 engine shall be the starboard inner engine and No. 4 engine shall be the starboard outer engine.	Ready to start engines.

**Distress, urgency and safety signals.**

64.(1) The following signals, given either together or separately before the sending of a message, signify that an aircraft is threatened by grave and imminent danger and requests immediate assistance—

(a) by radiotelephony—

the spoken word ‘MAYDAY’;

(b) by visual signalling—

(i) the signal SOS (... --- ...);

(ii) a succession of pyrotechnic lights fired at short intervals each showing a single red light;

(iii) a parachute flare showing a red light;

(c) by sound signalling other than radiotelephony—

(i) the signal SOS (... --- ...);

(ii) a continuous sounding with any sound apparatus.

(2) The following signals, given either together or separately, before the sending of a message, signify that the commander of the aircraft wishes to give notice of difficulties which compel it to land but that he does not require immediate assistance—



- (a) a succession of white pyrotechnic lights;
- (b) the repeated switching on and off of the aircraft landing lights;
- (c) the repeated switching on and off of its navigation lights, in such a manner as to be clearly distinguishable from the flashing navigation lights described in rule 49.

(3) The following signals, given either together or separately, indicate that the commander of the aircraft has an urgent message to transmit concerning the safety of a ship, aircraft, vehicle or other property or of a person on board or within sight of the aircraft from which the signal is given:

- (a) by radiotelephony—  
the repeated spoken word, 'PAN PAN';
- (b) by visual signalling—  
the signal XXX (- .. -- .. -- .. -);
- (c) by sound signalling other than radiotelephony—  
the signal XXX (- .. -- .. -- .. -).